

# Rifton Tricycles

## A Sample Letter of Medical Necessity

© 2018 Rifton Equipment



EVERY REASONABLE EFFORT HAS BEEN MADE TO VERIFY THE ACCURACY OF THE INFORMATION. HOWEVER, SAMPLE LETTERS OF MEDICAL NECESSITY ARE NOT INTENDED TO PROVIDE SPECIFIC GUIDANCE ON HOW TO APPLY FOR FUNDING FOR ANY PRODUCT OR SERVICE. HEALTH CARE PROVIDERS SHOULD MAKE THE ULTIMATE DETERMINATION AS TO WHEN TO USE A SPECIFIC PRODUCT BASED ON CLINICAL APPROPRIATENESS FOR A PARTICULAR PATIENT AND APPLICATIONS TO ANY FUNDING SOURCE MUST ACCURATELY REFLECT THE FACTS UNIQUE TO INDIVIDUAL APPLICATIONS. THIRD PARTY PAYMENT IS AFFECTED BY NUMEROUS FACTORS AND RIFTON CANNOT GUARANTEE THE SUCCESS IN OBTAINING INSURANCE OR THIRD PARTY PAYMENTS OF ANY KIND.



PO Box 260, Rifton NY, 12471 • [www.rifton.com](http://www.rifton.com) • [sales@rifton.com](mailto:sales@rifton.com) • **800.571.8198** • fax: 800.865.4674

# Rifton Tricycles

## Components of a letter of Medical Necessity

### **Describe who you are, what you want, and beneficiary's name:**

As John Doe's therapist at the Sam Smith School, I am requesting that John be awarded funding to have an adaptive Rifton Tricycle for use at home.

### **Explain beneficiary's condition including diagnosis, or nature of the injury:**

John Doe is a five-year old boy with multiple disabilities including a severe seizure disorder. John uses an adaptive tricycle here at school on a regular basis.

### **Show how the requested equipment will result in an increase of function and other physical benefits, as well as psychological benefits:**

John benefits much from using an adaptive tricycle on a regular basis. By riding the tricycle, John can improve his circulation, increase his leg strength and range of motion, and improve his endurance. Because of John's seizure disorder, he cannot safely ride a regular tricycle. By providing John with an adaptive tricycle, he can have the opportunity to play with his peers, and gain the medical benefits mentioned.





### **Describe equipment, adjustments for growth:**

Rifton tricycles include self-leveling pedals, adjustable back support with belt, seat belt, snap-out storage tray, and pedal sandals. This tricycle will grow with the child. Adjustments are made with tool-free knobs.







- Choice for upper body support: use the adjustable back support with belt, or the trunk support system with butterfly harness, lateral supports, and optional head support
- Puncture-proof BMX wheels
- Low gear ratio makes pedaling easier for beginners and slows down speeders
- Padded handlebar can be raised and locked at any angle for the user's optimum hand position
- Open access combined with a low transfer step makes for easy on and off
- Low center of gravity makes riding stable and safe
- Parking brake immobilizes both back wheels for secure transfers



## Itemization of the Rifton Tricycle:

| Item   | Description of Medical Necessity   |
|--|--|
| <p><b>Basic item</b></p>              | <p>The Rifton Trike provides therapeutic, reciprocal exercise with physical benefits such as strengthening muscles, improving range of motion, aiding circulation, developing hand/eye coordination and head and trunk control. Social and psychological benefits such as peer interaction, social acceptance and improved self-esteem.</p> <p><b>Key user dimension:</b> inside leg length<br/>Small: 17–22" Medium: 22–28" Large: 25–35"</p> |
| <p><b>Seats</b></p>                   | <p>Choose a small seat (10" wide, 10" long) or a large seat (16" wide, 12" long). Both sizes are upholstered for comfort.</p>  |
| <p><b>Handlebars</b></p>             | <p>Choose a straight handlebar with handgrips or a padded loop handlebar for extra support.</p>  |
| <p><b>Communication tray</b></p>    | <p>The communication tray is ideal for holding a communication device or other small objects. It comes in two sizes.</p>   |
| <p><b>Trunk support system</b></p>  | <p>Keeps learners upright, and provides added lateral and anterior trunk support for users who do not have upper torso control. Assists with good body alignment. The butterfly harness and lateral supports are easily adjusted and removed as the client improves trunk stability.</p>   |
| <p><b>Abductor</b></p>              | <p>An insert that separates knees, is adjustable forward and backward, and attaches without tools. Helps to control spastic muscles that cause legs to scissor. Necessary for good body alignment and tone control. Important for proper joint alignment, which helps pedaling action.</p>   |

**Itemization of the Rifton Tricycle continued:**

| Item  | Description of Medical Necessity  |
|---|---|
| <p><b>Front guide bar</b></p>        | <p>Clamps onto handlebar without tools. Encourages new riders by allowing caregiver to do the pulling and steering. The wheels and pedals move around, allowing the child to practice movement and balance.</p> |
| <p><b>Rear steering bar</b></p>      | <p>Rear steering bar enables a caregiver to guide the Tricycle from behind, providing the rider with a feeling of greater independence – ideal for riders who can't steer themselves.</p>                       |
| <p><b>Backrest pad</b></p>          | <p>The backrest pad with security strap provides alignment and moderate trunk support for child with improved trunk stability. An additional backrest pad is available for extra support.</p>                   |
| <p><b>Headrests</b></p>            | <p>Flat, contoured, or winged headrests adjust both vertically and horizontally. These provide a high level of support for a client with poor head control.</p>   |
| <p><b>Front pulley system</b></p>  | <p>The front pulley system maintains a level pedal position for children whose extreme tone forces the front of the pedal downward.</p>   |
| <p><b>Stationary stand</b></p>     | <p>The stationary stand converts any size of Rifton Tricycle into a stationary trainer for pedaling practice or rainy-day exercise.</p>   |

Thank you in advance for considering an adaptive tricycle (therapeutic mobility device) for this deserving little boy. Please feel free to call me if you have any questions or need any additional information.

**Don't forget to include pictures of the Rifton Tricycle:**



**Small R120**



**Medium R130**



**Large R140**

