



Vista Split

A split platform wheelchair lift with a clear path for both visibility and access.



Autoadapt Remote Compatible



Commercial



Consumer



When not in use the unique split platform is stowed in parallel to the vehicle's sides, leaving an unobstructed view and good access. Like most of our lifts it is available for both consumer use and commercial use.

The consumer version is fully automatic and operated by either a user or carer using the standard handheld control or the controls located on the lift.

The commercial use version is fully automatic and operated by an attendant using the standard handheld control. The inboard barrier, the roll stop and the handle bars are easy to see in their high visibility yellow.

All BraunAbility lifts are high quality work horses. Each unit goes under rigorous scrutiny both during and at the end of the production phase. We do this to ensure a lift that will do its job and continue to do so for a long, long time.

Quick facts

- Platform illuminated by two powerful LED spotlights
- When stowed, the split platform provides an unobstructed view, access and emergency exit
- Low tripping hazard and easy loading thanks to lowest lift to vehicle floor threshold available today
- Designed for side or rear door installation
- Universal installation kit included

Specifications

POWER SUPPLY	12 V
CONSTRUCTION	Steel with powder coat finish

To guarantee your safety Autoadapt products are designed and tested according to current directives and standards.

AUTOADAPT AB

Åkerivägen 7
S-443 61 Stenkullen
Sweden

Phone: +46 302 254 00
E-mail: info@autoadapt.com
www.autoadapt.com



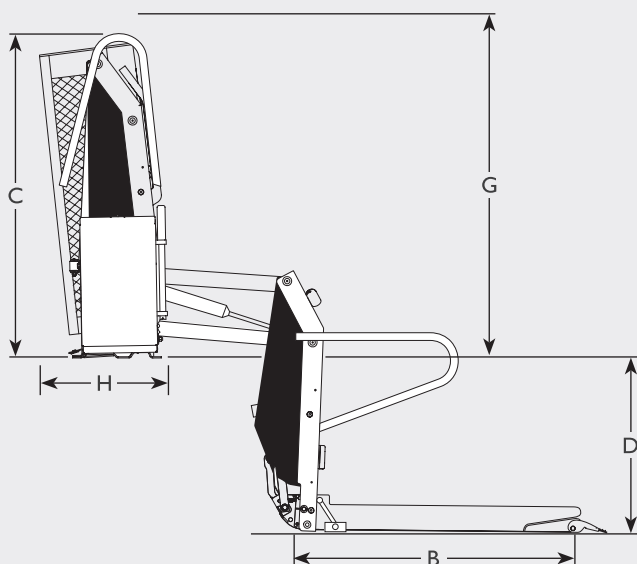


Vista Split

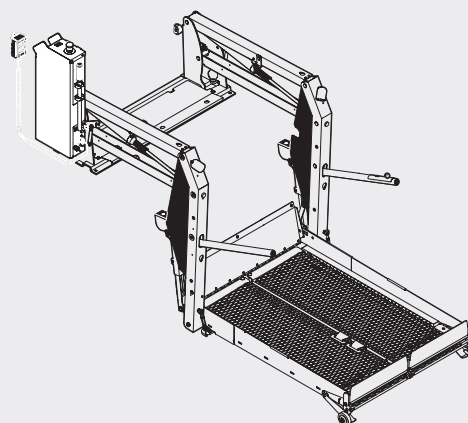
Dimensions and models

Universal installation kit is included.

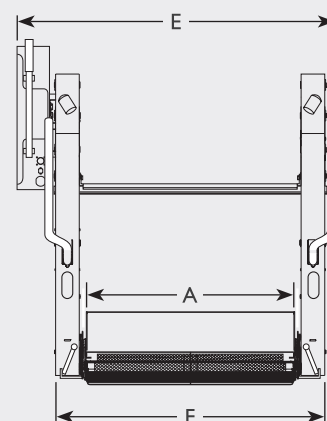
SIDE VIEW



3D VIEW



FRONT VIEW



Vista Split		Pump side (seen from outside)	Clear platform width	Clear platform length	Overall lift height	Max floor to ground	Overall lift width	Min clear door opening width	Min clear door opening height	Overall depth	Weight capacity	Unit weight
		A	B	C	D	E	F	G	H			
Commercial use												
103173	Vista VL996IB3042-2AA Split	left*	76	107	121	66	111	98	121	47	363	139
103471	Vista VL998IB3452EK-2AA Split	left*	87	131	144	96	124	115	145	58	363	181
103177	Vista VL998IB3463RP-2AA Split	left	86	160	172	107	122	115	174	58	363	181
Consumer use												
103174	Vista VL997IB3042-2AA Split	left*	76	107	121	66	111	98	120	51	363	152
105107	Autoadapt Remote: Vista Split											

All weights and dimensions are given in kilograms and centimetres, and for reference only. *remote mount capable