



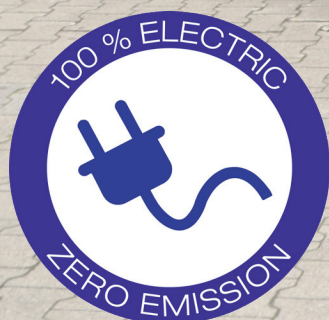
Vehicle conversion

WAV WITH REAR CUT FLOOR

Peugeot e-Traveller L2 / L3 (wheelbase: 3,28 m - length: 4,96 m and 5,31 m)



Tomorrow's
safety today!



www.amf-bruns.de

FULLY-ELECTRIC WHEELCHAIR ACCESSIBLE VEHICLE

Peugeot e-Traveller L2 / L3 (wheelbase: 3,28 m - length: 4,96 m and 5,31 m)



With the unfolded ramp the vehicle can be accessed comfortably with a wheelchair.



With the optional **EASYFLEX** ramp folded down the luggage compartment is fully usable.



Optional tip & fold seats allow flexible use of the vehicle.

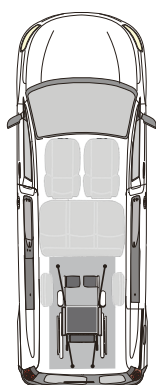


Optional the vehicle can be equipped with the head & backrest **FUTURESAFE**.

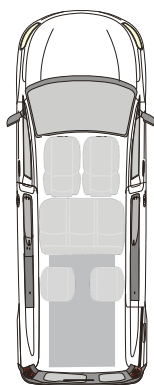
THESE FACTS MAKE ALL THE DIFFERENCE

- » XXL cutout without any obstructions
- » PROTEKTOR wheelchair & occupant restraint system (ISO approved)
- » Extra long front electric belts for the wheelchair
- » The optional, patented **EASYFLEX** ramp is extremely user-friendly and can be converted quickly to a loading area - ideal for flexible usage
- » Two optional tip & fold seats in third row
- » Optional head & backrest **FUTURESAFE** is available

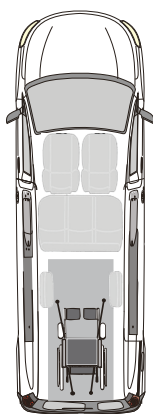
SEATING ARRANGEMENTS



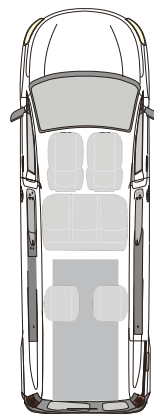
5 + 1
L2



7 + 0
L2



5 + 1
L3



7 + 0
L3

TESTED SAFETY

The vehicle is dynamically crash tested with 20 G.

European type approval.



TECHNICAL DATA (according to manufacturer)

- » Battery capacity: 50 kWh / 75 kWh
- » Range: Up to 225 km (50 kWh), up to 322 km (75 kWh)
- » Ramp: Aluminium with anti-slip surface, gas strut supported
- » Wheelchair area interior floor dimensions: L2: Width approx. 810 mm x length approx. 1.400 mm
L3: Width approx. 810 mm x length approx. 1.710 mm
- » Wheelchair area height dimensions: Rear entrance height approx. 1.500 mm; Interior height approx. 1.420 mm (rear area)



AMF-Bruns GmbH & Co. KG | Hauptstraße 101 | D-26689 Apen
Telefon +49 (0) 44 89 / 72 72 50 | Fax +49 (0) 44 89 / 62 45
hubmatik@amf-bruns.de

www.amf-bruns.de



DIN EN ISO 9001
REG.-NR. 01 0105027