



Prone Stander

The physiological benefits of standing are enormous – not to mention the psychological benefits of being able to tackle activities in an upright position, participating at eye level alongside peers.

Prone Standers provide anterior support and stability, while encouraging weight-bearing and the use of both hands and arms. Versatile, tool free adjustments make it easy for therapists and caregivers to adapt to the user's growth and developing skills.

Why use a Prone Stander?

- **For upright social interaction:** The Prone Stander offers users the opportunity to be at eye-level with their peers and participate in class activities while still being supported adequately at the trunk.
- **For improving head and trunk control:** The prone tilt of the main board engages the pull of gravity on the head and upper trunk, cueing the use of the neck and trunk extensor muscles to maintain an upright head position. The main board can also be lowered to increase postural challenge to the upper trunk.
- **To minimize extensor tone:** The prone tilt of the main board engages the pull of gravity to counteract extensor tone and thrust.
- **For pressure relief:** The Prone Stander is a great temporary alternative to wheelchair positioning, relieving pressure on the ischial tuberosities and other areas susceptible to skin breakdown.
- **For gradual increase in weight-bearing:** The 0° to 85° angle adjustment makes it easy to monitor and adjust the rate and amount of weight-bearing the user can manage comfortably.
- **For better hip extension and alignment:** Hip range of motion and integrity can be maintained in the prone position with the firm anterior support and abductor options.



Find important details and studies on the therapeutic benefits of standing at:
www.rifton.com/pronestander

"The Rifton Prone Stander has exceptional growth capability, and adjustments are easy to make by parents or therapists. The adjustable abduction wedge with hip stabilizer positions even heavy youngsters in good hip extension and alignment. I consider this stander one of the best on the market."*"*

*Michele E. Audet, MMSc, PT, ATP
Children's Healthcare of Atlanta, GA
Seating and Mobility Clinic*

Prone Stander features



All three sizes are available in red or blue.



When the stander is vertical, the footboard is almost at floor level, making transfers easy.



The sturdy curved frame gives plenty of room for the caregiver to work comfortably with the client, as well as enabling eye-level social interaction.



The open access and prone tilt encourages head and neck control and use of both hands and arms.



On the small Stander the kneeboard can be removed for the smallest children.

Note that the small size has two narrow straps instead of one wide one.



The tray provides plenty of space for a communication device or other activities.

Components



Additional trunk laterals


Trunk laterals adjust vertically and horizontally and rotate to give comfortable positioning.

(E940, E950 only)



Knee laterals

Knee laterals adjust vertically and horizontally and rotate to give comfortable positioning.



Sandals and wedges

Sandals and wedges position the client's feet for weight-bearing. To accommodate asymmetrical leg lengths, combine two wedges under one sandal. Sandals adjust forward and back, in and out.

Small: 3" x 7" **med:** 4" x 9" **large:** 5" x 10½"



Additional hip strap

An additional hip strap is available for extra support. It gives secure, comfortable hip alignment and is easy to adjust.

(E940, E950 only)



Round abductor

The round abductor helps maintain 4" of comfortable knee separation.



Collar for round abductor

The collar adds 2" of separation to the round abductor.

(Requires round abductor)



Components (continued)



Adjustable abduction wedge

The adjustable abduction wedge can be changed from 3½" to 11" in width depending on how much abduction is required.

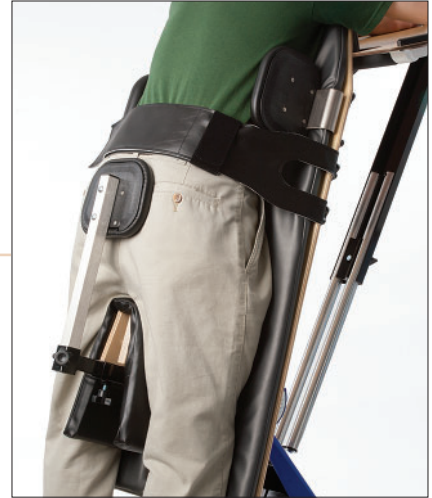
(E940, E950 only)



Adjustable abduction wedge with hip stabilizer


The adjustable abduction wedge with hip stabilizer supports from behind to help maintain hip extension and knee positioning.

(E940, E950 only)



Round abductor with hip stabilizer

The round abductor with hip stabilizer gives extra support and abduction and can be adjusted vertically and horizontally. The addition of the collar adds 2" more abduction.



Hand Anchor

The hand Anchor attaches to the tray with a powerful suction cup. With a secure anchor point for one arm, the user can perform tasks more easily with the other arm and hand.



Tray


The tray has plenty of room for a communication device or other activities. It has an easily cleanable surface and tool-free angle adjustment.




2022 order form

Use dimension chart to select appropriate size.



User dimensions (inches)	E930 small	E940 med.	E950 large
Height	25 – 48	44 – 59	57 – 72
 Key user dimension: height Select the appropriate Prone Stander by the user's overall height. Choose the model that allows for growth. Important: User's weight must not exceed the maximum working load.			
Item dimensions (inches)	E930 small	E940 med.	E950 large
Board length	23½ (16 without kneeboard)	30	39
Board width (top / bottom)	12½ / 12½	11 / 16	14 / 19
Top of board to footboard	20 – 35	33 – 43½	44 – 57
Height when horizontal	29½	29½	31½
Height when vertical	38½	45½	61
Distance between laterals	8 – 16	8 – 16	12 – 22
Base width	23	26	30
Base length	35	39½	44
Tray inside width (widest point)	22½	22½	29½
Tray inside length	17½	17½	17½
Max. working load (lb)	100	150	200

 <div><div></div><div><div>* Prone Stander includes a pair of trunk laterals, hip strap, padding and footboard.</div><div>Specify color: red or blue</div></div></div>		E930 small		E940 medium		E950 large		
		CHOOSE	E931	\$2,190 <input type="checkbox"/>	E941	\$2,540 <input type="checkbox"/>	E951	\$3,110 <input type="checkbox"/>
			Red	<input type="checkbox"/>	Red	<input type="checkbox"/>	Red	<input type="checkbox"/>
			Blue	<input type="checkbox"/>	Blue	<input type="checkbox"/>	Blue	<input type="checkbox"/>
Additional trunk laterals (pair)		N/A		E614	\$220 <input type="checkbox"/>	E614	\$220 <input type="checkbox"/>	
Knee laterals (pair)		E942 \$205 <input type="checkbox"/>		E942	\$205 <input type="checkbox"/>	E942	\$205 <input type="checkbox"/>	
Additional hip strap		N/A		E946	\$79 <input type="checkbox"/>	E956	\$89 <input type="checkbox"/>	
Tray		E947 \$615 <input type="checkbox"/>		E947	\$615 <input type="checkbox"/>	E957	\$700 <input type="checkbox"/>	
Round abductor		E933 \$105 <input type="checkbox"/>		E933	\$105 <input type="checkbox"/>	E933	\$105 <input type="checkbox"/>	
Collar for round abductor		E934 \$84 <input type="checkbox"/>		E934	\$84 <input type="checkbox"/>	E934	\$84 <input type="checkbox"/>	
Round abductor with hip stabilizer		E655 \$300 <input type="checkbox"/>		E655	\$300 <input type="checkbox"/>	E655	\$300 <input type="checkbox"/>	
Adjustable abduction wedge		N/A		E945	\$245 <input type="checkbox"/>	E945	\$245 <input type="checkbox"/>	
Adjustable abduction wedge with hip stabilizer		N/A		E605	\$315 <input type="checkbox"/>	E605	\$315 <input type="checkbox"/>	
Sandals (pair)	CHOOSE	Small	E422 \$95 <input type="checkbox"/>	E422	\$95 <input type="checkbox"/>	N/A		
		Medium	E433 \$105 <input type="checkbox"/>	E433	\$105 <input type="checkbox"/>	E433	\$105 <input type="checkbox"/>	
		Large	N/A	N/A		E432	\$105 <input type="checkbox"/>	
Wedges (pair, require sandals)	CHOOSE	Small	E424 \$68 <input type="checkbox"/>	E424	\$68 <input type="checkbox"/>	N/A		
		Medium	E435 \$74 <input type="checkbox"/>	E435	\$74 <input type="checkbox"/>	E435	\$74 <input type="checkbox"/>	
		Large	N/A	N/A		E434	\$79 <input type="checkbox"/>	
Hand Anchor		K821 \$158 <input type="checkbox"/>		K821	\$158 <input type="checkbox"/>	K821	\$158 <input type="checkbox"/>	
Total		E930 \$ _____		E940	\$ _____	E950	\$ _____	

* Required