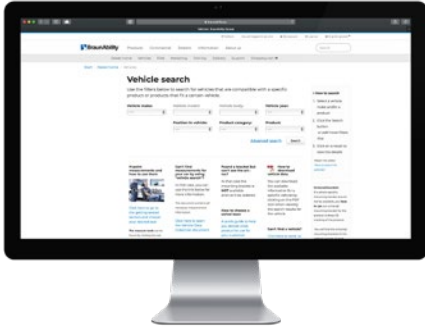




Product Catalogue

2025-02 | BraunAbility Europe & Q'Straint





BraunAbility Dealerweb

Delivers up-to-date information around the clock.

In addition to the product catalogue, we offer our online service Dealerweb, which gives you instant access to the latest products, marketing material, manuals, bracket search and much more.

Using Dealerweb is easy. All you need is an internet connection and your login details. Once logged in, you have access to all available product information, as well as the latest news and updates.



Order products on dealerweb.braunability.eu



Customer Support Centre

We are here to help you.

Our Customer Support Centre helps dealers and partners around the globe with various tasks: We assist you when placing your orders, provide technical support, and offer product guidance to find solutions that meet your requirements.

We also assist you if you have any complaints or claims for returned goods.

Opening hours

Monday to Friday 08:00-16:30 (CET)

Phone: +46 302 25440

Email: support@braunability.eu

Contact Q'STRAIT

Please contact Q'STRAIT if you have any questions about their products and orders.

Phone: +44 (0)1227 773035

Email: sales@qstraint.co.uk

Opening hours (BST/GMT)

Monday to Thursday 8:00 -17:00

Friday 8:00 -14:30

Product Catalogue

BraunAbility Europe & Q'Straint

Getting seated

Mounting brackets	10
Transfer Board	12
Turnout	14
Turnout E	15
Turny® Manual	16
Turny® Low Vehicle	17
Turny® HD	18
Turny® Orbit	19
Turny® Evo	20
Turny® Evo BIS	22
Turny® 6-Way	24
Accessories	26
Vehicle seats	27
Caroseat® Flex	28
BEV seat	30
Carony®	32
Carony® accessories	34
Carony® Classic	36
Carony® Classic accessories	37
Seating options	38

Stowing solutions

Chair Topper®	42
Joey Lift	43
Carolift® 40	44
Carolift® 100	45
Carolift® 90 / 140	46
Carolift® 6900	47
Load lifting attachments	48
A-Hatch	49
Carolock®	50

Driving aids

Carospeed® Menox	54
Carospeed® Classic	55
Carobrake	56
Pedals	57
Steering devices	58

Wheelchair lifts

E-Series	62
Accessories	63
A-Series	64

Flooring and seating

Spacefloor® LX	68
Aluminium rails	71
Seat fixtures	72
Twinlock	73
TriflexAIR	74
U-Seat	75

Wheelchair and occupant restraints

The iQ Centre of Excellence	78
Floor anchorage options	79
QRT-1 Series	80
QRT-350	80
QRT-550	80
Additional securement	81
Occupant belts	82
QLK®	83
Kits with QRT Deluxe retractors	84
Kits with double inertia reels	86

Ramps

iRamp Vehicle	90
Portable ramps	92



A white SUV is parked on a cobblestone driveway. The car is shown from a side-rear perspective, with the driver's side door and the rear passenger area visible. The background shows a house with light-colored siding and a window. The text "Getting seated" is overlaid in large white font on the lower half of the image.

Getting seated

Vehicle adaptations to provide accessible, comfortable, and safe seating.

How to match a user's needs with the right vehicle and swivel base

We design our swivel bases to meet the needs of various users, vehicle types, and specific mounting brackets. This guide explains how to choose and order the most suitable solution.

Before selecting the appropriate swivel base for a user and their vehicle, here is what to do and consider:

Our swivel seats are designed for straightforward installations. However, the starting point for any car adaptation is always the product user. It is crucial to consider how much space the user requires during transportation and when entering or exiting the vehicle.

3 steps to finding the right vehicle and solution

1. You need two measurements of the product user in a sitting position (e.g. chair):

User Headroom (UH):

the distances between the seat surface and the individual's head top.

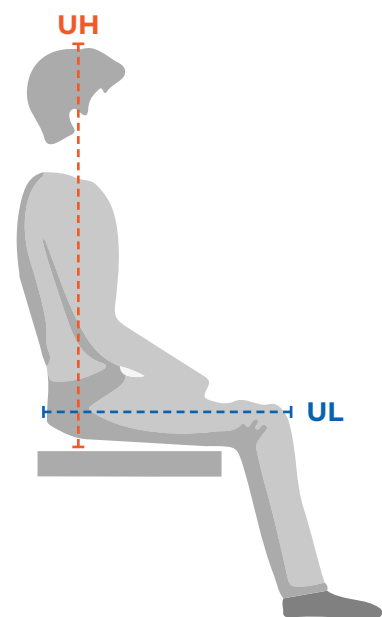
User Legroom (UL):

the distance between the individual's back and knees.

2. Find the vehicle matching with the swivel seat of your choice in the Vehicle Guide in Excel. You can download the document at: braunability.eu/vehicleguide

Double-check your measurements against the actual vehicle version, the user, and the product in question.

3. Find a vehicle-specific mounting bracket for the swivel seat via *Vehicle Search* at braunability.eu/vehicles



What to keep in mind when evaluating vehicles:

- The user's mobility, height, and weight.
- The size and shape of the vehicle door opening.

What is the BraunAbility Vehicle Guide?

Our Vehicle Guide is a new tool that helps you effectively match a user with the right vehicle and swivel seat. Using only two measurements, User Headroom (UH) and User Legroom (UL), makes this method both easier and faster, while still being accurate and reliable.

The guide helps you estimate the installation and evaluate its results before even starting.

For more information please go to braunability.eu/vehicleguide

Swivel base compatibility matrix

A quick guide to help you find out what fits together.

The matrix below shows which products are compatible with your chosen swivel base. Keep in mind that this only shows if the products are mechanically compatible. It does not indicate that it will be a good solution for your customer.









































	CARONY COMPATIBILITY		SEAT COMPATIBILITY		ACCESSORIES COMPATIBILITY		
	CARONY	CARONY CLASSIC	CAROSEAT FLEX	BEV SEAT	TILDA TILT	CAROSLIDE	SLIDE RAILS
Turnout	✗	✓ ¹	✓ ³	✓ ³	✓	✓ ⁵	✓
Turnout E	✗	✓ ¹	✓ ³	✓ ³	✓	✗	✓
Turny® Manual	✓	✗	✓	✗	✗	✗	✗
Turny® Low Vehicle	✗	✗	✓	✓	✗	✗	✗
Turny® HD	✓ ²	✓ ¹	✓	✓	✗	✗	✓
Turny® Orbit	✓ ²	✓ ¹	✓	✓	✗	✗	✓
Turny® Evo	✓ ²	✓ ²	✓	✓	✓	✗	✗
Turny® 6-Way	✗	✗	✓ ³	✓ ³	✗	✗	✓ ⁴

1. requires Carony rails
2. requires adapter plate with Carony rails
3. requires Slide rails

4. required for installation of non-OEM seats
5. only compatible with Turnout 2

Check the vehicle type

Here are our general recommendations for matching our products with a vehicle type. Visit Dealerweb (braunability.eu/vehicles) for specific car models.

PRODUCT	FUNCTION	RECOMMENDED VEHICLE TYPE*				
Turnout	manual swivel					
Turnout E	powered swivel					
Turny® Manual	manual swivel, extension and lengthwise adjustment					
Turny® Low Vehicle	programmable powered swivel, extension and lengthwise adjustment					
Turny® HD	manual swivel and powered lift					
Turny® Orbit	powered swivel and lift					
Turny Evo	programmable powered swivel, lift and lengthwise adjustment					
Turny® 6-Way	powered swivel, lengthwise adjustment and height adjustment					

*Visit Dealerweb for specific models and compatibility.

HATCHBACK
COUPÉ

SEDAN
STATION WAGON

SUV
CUV

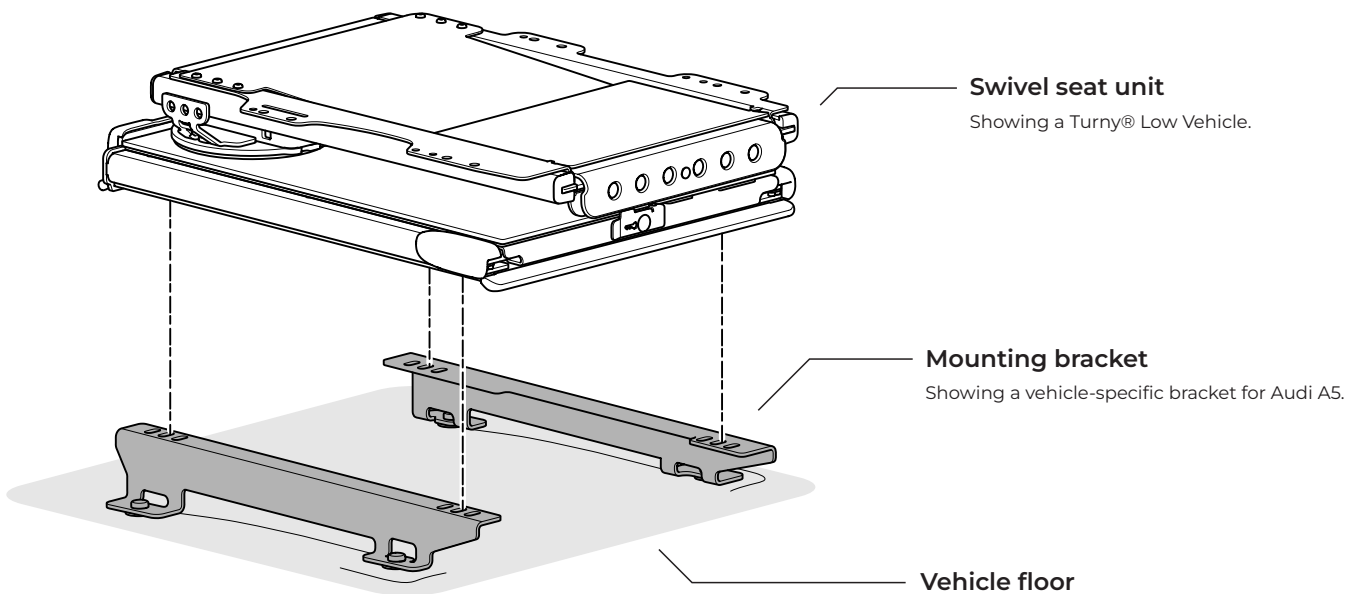
MINIVAN
VAN

MULTI PURPOSE
VEHICLE (MPV)

Mounting brackets

The interface connecting our product with the vehicle in which it will be installed.

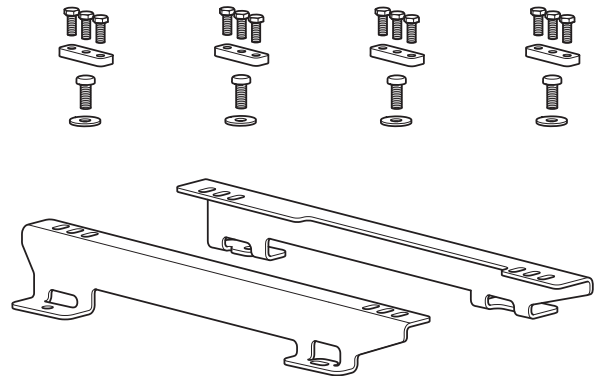
We offer both vehicle-specific and universal mounting brackets, designed and tested for their intended use. When available, our recommendation is to always choose a vehicle-specific bracket, specifically designed for the vehicle in question, over a universal bracket.



Vehicle-specific mounting brackets

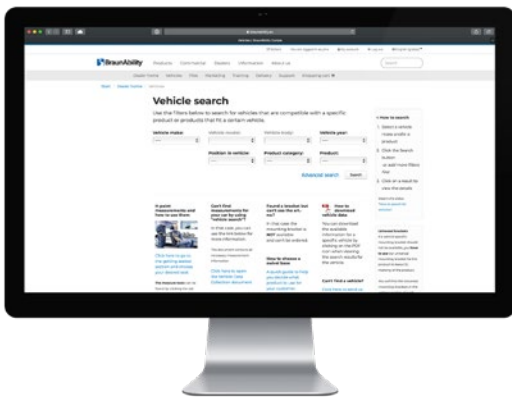
Our vehicle-specific mounting brackets come with all the necessary parts for an easy and efficient installation process.

- All parts included
- No measuring
- No bending, cutting or drilling
- Fits the vehicle's original hole pattern
- Fastest way to install the product



This is the vehicle-specific mounting bracket for the installation of a Turny® Low Vehicle in a Ford S-Max.

 **Vehicle specific mounting brackets available**
braunability.eu/vehicles



Brackets on Dealerweb

Go to braunability.eu/vehicles to find all our vehicle-specific mounting brackets. Use Dealerweb's **Vehicle search** function to search for vehicle brands, car models, and matching products.

Place an order as soon as you have found the right bracket.




Vehicle specific mounting brackets available
braunability.eu/vehicles



Universal mounting brackets

In case a vehicle-specific mounting bracket is not available, we recommend using our universal mounting bracket. Before ordering a universal bracket, make sure to measure if the product fits the vehicle.

To avoid undermining the product's CE quality marking, do not mount the product in a way that could create a potentially dangerous installation.



Application tools

The application tool is a lightweight dummy for a swivel base. It allows you to install the mounting brackets as well as fine tune the position of the swivel base, before taking the swivel base out of the box.

- Turny® Evo
- Turny® HD/Orbit
- Turny® Low Vehicle
- Turny® Manual
- Turnout

Transfer Board

A simple seating solution to help with transferring between a wheelchair and a car seat.



Our Transfer Board is a simple transfer plate or tip-up plate that helps individuals get seated in their car. The board folds out right next to the seat as an amply sized platform to make a short stop before sliding over to the seat. Once a person is comfortably seated, the Transfer Board can easily be folded and put away.

The BraunAbility Transfer Board uses the same bolt holes as the car seat itself. The installation requires no permanent alterations to the vehicle and will not affect your car's resale value. This also means that the Transfer Board can easily be used in other suitable cars.

Whether the installation is for a driver or passenger, the Transfer Board can be used on either side of the car. You can even install two units, one on each side, which can be very useful when sharing a vehicle.

Quick facts

- Discreet and easy to use
- Drivers and passengers
- No permanent installation



Product codes

- 401841** Transfer Board, left
401840 Transfer Board, right





Turnout

A manual swivel base that rotates the car seat towards the door opening.



The Turnout is a swivel base designed for those who find it difficult to enter a vehicle or make a transfer from the wheelchair. Installed as a layer between the vehicle's floor and the car seat, the Turnout allows the car seat to rotate and face outwards. An additional benefit is that the rotated seat reaches a little bit further outside and closer to the user.

This is our most economical manual swivel base. It is suitable for both drivers and passengers. It's available for 2-door or 4-door vehicles.

Quick facts

- Entry-level manual swivel seat
- Adds minimal height to the seat
- Low weight

 Vehicle specific mounting brackets available braunability.eu/vehicles

SEAT COMPATIBILITY	
CAROSEAT FLEX	BEV
✓ ³	✓ ³

3. requires Slide rails

CARONY COMPATIBILITY	
CARONY	CARONY CLASSIC
✗	✓ ¹

1. requires Carony rails

ACCESSORIES COMPATIBILITY		
TILDA TILT	CARO-SLIDE	SLIDE RAILS
✓	✓ ⁵	✓

5. only compatible with Turnout 2


Product codes

428171 Turnout 2, right
428172 Turnout 2, left
428173 Turnout 4, right
428174 Turnout 4, left

101685 Open slewing bracket for Turnout 4

105129 Universal mounting bracket*
105138 Application tool, right
105139 Application tool, left
400505 Slide rails

* Check Dealerweb for vehicle-specific mounting brackets before ordering the universal mounting bracket

 [Order products on dealerweb.braunability.eu](http://dealerweb.braunability.eu)

Learn more at www.braunability.eu/turnout

Turnout E

A powered swivel base and the perfect alternative to the manually operated Turnout.



The Turnout E is a powered swivel base designed for those who have difficulties entering a vehicle or transferring from a mobility aid. An additional benefit is that the rotated seat reaches a little bit further outside and closer to the user.

This is our most economical powered swivel base. It is suitable for both drivers and passengers. It's available for 2-door or 4-door vehicles.

Quick facts

- Entry-level powered swivel seat
- Adds minimal height to the seat
- Low weight



 Vehicle specific mounting brackets available braunability.eu/vehicles

SEAT COMPATIBILITY	
CAROSEAT FLEX	BEV
✓ ³	✓ ³

3. requires Slide rails

CARONY COMPATIBILITY		ACCESSORIES COMPATIBILITY		
CARONY	CARONY CLASSIC	TILDA TILT	CARO-SLIDE	SLIDE RAILS
✗	✓ ¹	✓	✗	✓

1. requires Carony rails

Product codes

428175	Turnout 2E, right
428176	Turnout 2E, left
428177	Turnout 4E, right
428178	Turnout 4E, left
102242	Open slewing bracket for Turnout 4E
105129	Universal mounting bracket*
105138	Application tool, right
105139	Application tool, left
400505	Slide rails

* Check Dealerweb for vehicle-specific mounting brackets before ordering the universal mounting bracket

Learn more at www.braunability.eu/turnout

 Order products on dealerweb.braunability.eu

Turny® Manual

A manual swivel base that rotates and extends the seat almost completely outside the vehicle.



The Turny® Manual is a hand-operated swivel base that rotates the car seat towards the door opening and then partly extends over the vehicle sill.

While swivelling the seat, the user's head can stay under the vehicle's roof. Only when the Turny® Manual is extended will the user pass through the door opening. This gives an assisting caregiver more control over the operation and makes the use more comfortable for everyone involved.

For additional comfort, the length adjustment of the Turny® Manual has three different positions: the first two are 8 cm apart, while the third position allows the seat to extend an additional 16 cm.

Available in two different versions

The Turny® Manual can be ordered as part of the Carony® system, equipped with specific Carony® rails.

It is also available as a standalone swivel base, exclusively compatible with the Caroseat® Flex.

Quick facts

- Easy to install
- Slim design
- 8 cm comfort adjustment
- 16 cm extension

 **Vehicle specific mounting brackets available**
braunability.eu/vehicles

SEAT COMPATIBILITY	
CAROSEAT FLEX	BEV
✓	✗

CARONY COMPATIBILITY		ACCESSORIES COMPATIBILITY		
CARONY	CARONY CLASSIC	TILDA TILT	CARO-SLIDE	SLIDE RAILS
✓	✗	✗	✗	✗

Product codes

451551 Turny Manual for Caroseat Flex, right
105152 Turny Manual for Caroseat Flex, left

450396 Turny Manual for Carony, right
451215 Turny Manual for Carony, left

104065 Application tool, right
104066 Application tool, left
104087 Universal mounting bracket*

* Check Dealerweb for vehicle-specific mounting brackets before ordering the universal mounting bracket

Turny® Low Vehicle

A highly adjustable powered swivel base that rotates and extends the car seat outside, providing individual comfort in all positions.



 Vehicle specific mounting brackets available braunability.eu/vehicles

SEAT COMPATIBILITY	
CAROSEAT FLEX	BEV
✓	✓

CARONY COMPATIBILITY		ACCESSORIES COMPATIBILITY		
CARONY	CARONY CLASSIC	TILDA TILT	CARO-SLIDE	SLIDE RAILS
✗	✗	✗	✗	✗

The Turny® Low Vehicle is the most advanced swivel seat today. Its compatibility allows for the adaptation of car models previously thought impossible to equip with a swivel seat.

Designed to be installed at a 4° tilt, it optimises the position of the user during powered swivel and extension. Its adaptability and flexibility provide more comfort and space.

The user can get seated outside the vehicle when making the transfer from a wheelchair, before being easily moved to a safe position inside. Programmable movement patterns ensure optimal headspace and legroom.

Quick facts

- Advanced swivel seat
- Powered swivel and extension
- Programmable movement patterns provide best headspace and legroom
- Adjustable comfort in every position
- Unique 4° tilt installation gives numerous benefits

Product codes

402573 Turny Low Vehicle, right
402574 Turny Low Vehicle, left

103648 Application tool, right
103649 Application tool, left
103562 Universal mounting bracket*

105106 BraunAbility Remote: Turny Low Vehicle

* Check Dealerweb for vehicle-specific mounting brackets before ordering the universal mounting bracket



Order products on dealerweb.braunability.eu

Learn more at www.braunability.eu/turnylowvehicle

Turny® HD

A manual swivel base with powered lift that rotates the car seat and moves it completely outside the vehicle.



TURNY HD 300



Turny® HD features a manual swivel and powered lift with generous lifting height. It is suitable for passenger side installation only.

Equipped with a powered lift, the manual swivel base rotates the car seat and positions it fully outside the vehicle. Having the seat outside the car and at a chosen height can be very helpful when making the transfer from a wheelchair.

Quick facts

- Entry-level seat lift
- Powered lift
- Manual swivel
- Generous lifting height
- Optional footrest

NOTE! Turny HD is delivered without covers. Covers are sold separately.

 **Vehicle specific mounting brackets available**
braunability.eu/vehicles

SEAT COMPATIBILITY	
CAROSEAT FLEX	BEV
✓	✓

CARONY COMPATIBILITY	
CARONY	CARONY CLASSIC
✓ ²	✓ ¹

ACCESSORIES COMPATIBILITY		
TILDA TILT	CARO-SLIDE	SLIDE RAILS
✗	✗	✓

1. requires Carony rails
 2. requires adapter plate with rails

Product codes

102281 Turny HD, 300, right
102282 Turny HD, 300, left
102285 Turny HD, 480, right
102286 Turny HD, 480, left

105140 Application tool, right
105141 Application tool, left

401292 Footrest for Turny HD/Orbit
420049 Door safety switch
101227 Seat spacers, 35 mm
100728 Seat spacers, 70 mm

401522 Contour covers for 300 model, grey
401523 Contour covers for 480 model, grey

401463 Flat covers for 300 model, right side
401464 Flat covers for 300 model, left side
401465 Flat covers for 480 model, right side
401466 Flat covers for 480 model, left side

105130 Universal mounting bracket, front *
105131 Universal mounting bracket, middle *

* Check Dealerweb for vehicle-specific mounting brackets before ordering the universal mounting bracket

Learn more at www.braunability.eu/turnyhdorbit

 **Order products on dealerweb.braunability.eu**

Turny® Orbit

A powered swivel and lift base that brings the car seat completely outside the vehicle.



 Vehicle specific mounting brackets available
braunability.eu/vehicles

SEAT COMPATIBILITY	
CAROSEAT FLEX	BEV
✓	✓

CARONY COMPATIBILITY		ACCESSORIES COMPATIBILITY		
CARONY	CARONY CLASSIC	TILDA TILT	CARO-SLIDE	SLIDE RAILS
✓ ²	✓ ¹	✗	✗	✓

1. requires Carony rails
 2. requires adapter plate with rails

The Turny® Orbit is an entry-level seat lift that provides both powered swiveling and lifting. It comes with a remote hand control, allowing for easy wheelchair transfer at the user's desired height.

The Turny® Orbit is suitable for passenger side installation only.

Quick facts

- Entry-level seat lift
- Powered lift and swivel
- Generous lifting height
- Optional footrest

NOTE! Turny Orbit is delivered without covers. Covers are sold separately.

Product codes

102287	Turny Orbit, 300, right
102288	Turny Orbit, 300, left
102291	Turny Orbit, 480, right
102292	Turny Orbit, 480, left
105140	Application tool, right
105141	Application tool, left
401292	Footrest for Turny HD/Orbit
420049	Door safety switch
101227	Seat spacers, 35 mm
100728	Seat spacers, 70 mm
401522	Contour covers for 300 model, grey
401523	Contour covers for 480 model, grey
401463	Flat covers for 300 model, right side
401464	Flat covers for 300 model, left side
401465	Flat covers for 480 model, right side
401466	Flat covers for 480 model, left side
105130	Universal mounting bracket, front *
105131	Universal mounting bracket, middle *

* Check Dealerweb for vehicle-specific mounting brackets before ordering the universal mounting bracket

Learn more at www.braunability.eu/turnyhdorbit



Order products on dealerweb.braunability.eu

Turny® Evo

A programmable powered swivel and lift base that rotates the car seat and brings it completely outside the vehicle.



COMPATIBLE WITH
BraunAbility Remote



The Turny® Evo is a seat lift that will allow the user to get seated outside the vehicle, before being comfortably lifted to a safe position inside. Having the car seat completely outside of the vehicle and at a height of choice can be very helpful when getting seated or making the transfer from a wheelchair.

The unique feature of the Turny® Evo is its programmable movement path. This allows the Turny® Evo to be individually tailored to each user/vehicle combination and enables many driver's side installations.

Quick facts

- Advanced seat lift
- Programmable movement path provides excellent head space and leg space
- Powered lift and swivel
- Generous lifting height
- Built-in foot rest
- Adjustable comfort position

 Vehicle specific mounting brackets available
braunability.eu/vehicles

SEAT COMPATIBILITY	
CAROSEAT FLEX	BEV
✓	✓

CARONY COMPATIBILITY	
CARONY	CARONY CLASSIC
✓ ²	✓ ²

ACCESSORIES COMPATIBILITY		
TILDA TILT	CARO-SLIDE	SLIDE RAILS
✓	✗	✗

2. requires adapter plate with rails

Product codes

103261 Turny Evo, right
103262 Turny Evo, left

103532 Application tool, right
103533 Application tool, left
103562 Universal mounting bracket, front *
103563 Universal mounting bracket, middle *

105169 BraunAbility Remote: Turny Evo

* Check Dealerweb for vehicle-specific mounting brackets before ordering the universal mounting bracket

Learn more at www.braunability.eu/turnyevo

 [Order products on dealerweb.braunability.eu](http://dealerweb.braunability.eu)



Turny® Evo BIS

A kit solution consisting of the Turny® Evo, our seat with an integrated belt and a vehicle-specific mounting bracket.



 **Vehicle specific mounting brackets available**
braunability.eu/vehicles

CARONY COMPATIBILITY		ACCESSORIES COMPATIBILITY		
CARONY	CARONY CLASSIC	TILDA TILT	CARO-SLIDE	SLIDE RAILS
✗	✗	✗	✗	✗

This kit is designed for second-row installations in vans. With an integrated seat belt, when you move the Turny® Evo, forward or backward, the belt moves with you, always maintaining that perfect seat belt geometry. This is important because wearing a seat belt correctly is what saves your life. It's why children use a booster seat until they are big enough to get the proper seat belt geometry by themselves.

Additionally, the seat belt is close enough to reach when you're seated. A seat belt attached to the C pillar in a van, can be hard if not impossible to reach when seated. Especially if rotating your upper body is painful or difficult.

As with all our seats, the BIS is crash-test approved to provide you with the best possible protection in the unfortunate event of a crash.

The BIS Seat is a fully functional and comfortable car seat, available for both left and right side installations. Naturally, it comes with functions like adjustable backrest recline. The backrest can also be folded forward over the seat cushion if necessary. The BIS Seat can also be adapted with armrests if desired.

Quick facts

- Advanced seat lift
- Programmable movement path provides excellent head space and leg space
- Powered lift and swivel
- Generous lifting height
- Built-in foot rest
- Adjustable comfort position



Product codes

106031	Citroën Space Tourer 2016-, right	106035	Opel/Vauxhal Zafira Life 2020-, right
106069	Fiat Talento 2016-2020, right	106033	Peugeot Traveller 2016-, right
106070	Fiat Talento 2016-2020, left	106065	Renault Trafic 2014-, right
106029	Fiat Ulysse 2022-, right	106066	Renault Trafic 2014-, left
105994	Ford Tourneo Custom Mk1 2013-2023, right	106029	Toyota ProAce Verso 2016-, right
105995	Ford Tourneo Custom Mk1 2013-2023, left	105998	Volkswagen T6 2015-, right
106077	Ford Transit Custom 2013-2023, right	105999	Volkswagen T6 2015-, left
106078	Ford Transit Custom 2013-2023, left	106073	Volkswagen T6 Multivan 2015-2024, right/left
105144	Mercedes-Benz EQV 2014-, right	106073	Volkswagen T5 Multivan 2003-2015, right/left
105145	Mercedes-Benz EQV 2014-, left	105996	Volkswagen T5 2003-2015, right
105144	Mercedes-Benz V-Class 2014-, right	105997	Volkswagen T5 2003-2015, left
105145	Mercedes-Benz V-Class 2014-, left		
106071	Nissan NV300 2014-, right	103083	Armrest bracket for BIS seat (order one per side)
106072	Nissan NV300 2014-, left	100429	Armrest, left side
106079	Opel/Vauxhall Vivaro 2019-, right	100428	Armrest, right side
106067	Opel/Vauxhall Vivaro 2014-2018, right	426894	Armrest kit, left and right side
106068	Opel/Vauxhall Vivaro 2014-2018, left	105169	BraunAbility Remote: Turny Evo



Order products on dealerweb.braunability.eu

Turny® 6-Way

Transfer from wheelchair to the front seat, inside the vehicle.



The Turny® 6-Way makes it easy to get from the wheelchair to the front seat and vice versa. As the name suggests the seat lift can move in 6 directions; up, down, forward, backward as well as rotate left to right. This means that you can bring the seat backwards, rotate it to face the inside of the car and set to your desired height.

Basically, you move the seat into an optimal position for you to transfer to and from your wheelchair. Once seated you have the luxury of using the controls to position yourself exactly as you like. The Turny® 6-Way can be installed on the driver's side as well as on the passenger's side.

Quick facts

- Powered adjustment in six directions
- Adjustable comfort position
- Crash test approved
- Supports OEM seat electrical functions
- Optional foot rest

 **Vehicle specific mounting brackets available**
braunability.eu/vehicles

SEAT COMPATIBILITY	
CAROSEAT FLEX	BEV
✓ ³	✓ ³

3. requires Slide rails

CARONY COMPATIBILITY		ACCESSORIES COMPATIBILITY		
CARONY	CARONY CLASSIC	TILDA TILT	CARO-SLIDE	SLIDE RAILS
✗	✗	✗	✗	✓ ⁵

4. required for installation with non-OEM seats

Product codes

- 401757** Turny 6-Way
- 105991** Universal mounting bracket, floor ***
- 105992** Universal mounting bracket, OEM seat***
- 454020** Footrest
- 400505** Slide rails

Complete kits for installation in the floor and for the seat on top.

- 106056** Kit: Citroën Jumper Mk 3 2006-
- 106057** Kit: Citroën Relay Mk 3 2006-
- 106058** Kit: Fiat Ducato Mk3 2006-
- 105980** Kit: Fiat Talento 2016-2020
- 456528** Kit: Ford E-Tourneo Custom Mk2 2023-
- 456528** Kit: Ford E-Transit Custom 2023-
- 105974** Kit: Ford Tourneo Custom Mk1 2013-2023
- 456528** Kit: Ford Tourneo Custom Mk2 2023-
- 105975** Kit: Ford Transit Custom 2013-2024
- 456528** Kit: Ford Transit Custom Mk2 2023-
- 106053** Kit: Mercedes-Benz Sprinter 2018-, left
- 106054** Kit: Mercedes-Benz Sprinter 2018-, right
- 105971** Kit: Mercedes-Benz V-Class 2014-
- 105973** Kit: Mercedes-Benz Vito 2014-
- 105979** Kit: Nissan NV300 2014-2021
- 105976** Kit: Nissan Primastar 2022-
- 105977** Kit: Opel Vivaro 2014-2018
- 105978** Kit: Vauxhall Vivaro 2014-2018
- 106055** Kit: Peugeot Boxer 2006-
- 105976** Kit: Renault Trafic III 2014-
- 105981** Kit: Volkswagen Transporter T6 2015-2024
- 105982** Kit: Volkswagen Transporter T5 2003-2015
- 456528** Kit: Volkswagen Transporter T7 2024-

Learn more at www.braunability.eu/turny6way

 [Order products on dealerweb.braunability.eu](http://dealerweb.braunability.eu)



Accessories

Getting seated



SWIVEL BASE COMPATIBILITY					
TURNOUT	TURNY MANUAL	TURNY LOW VEHICLE	TURNY HD/ORBIT	TURNY EVO	TURNY 6-WAY
✓	✗	✗	✗	✓	✗

Tilda

Tilda is an ergonomic tilt function with many uses. Installed under the car seat it allows the seat to be tilted in three steps, giving the user options in seating position for pressure relief and comfort when using a swivel seat. It can also be used to lower the user's head enough to clear the roof when swivelling in or out of the vehicle.

- 101837** Tilda, right **Tilting:** 0°, 7°, 11°, 15°
- 101838** Tilda, left **Height:** 2.4 cm
- 101839** Tilda footrest **Weight:** 7 kg



SWIVEL BASE COMPATIBILITY					
TURNOUT	TURNY MANUAL	TURNY LOW VEHICLE	TURNY HD/ORBIT	TURNY EVO	TURNY 6-WAY
✓ ⁵	✗	✗	✗	✗	✗

5. only compatible with Turnout 2 (not E-model)

Caroslide

Powered slide function for car seats. Installed under the car seat the Caroslide, allows the user to adjust their seating position lengthwise in the vehicle. Works for both left and right side installation and is prepared for all of our seats.

- 401864** Caroslide **Maximum slide:** 24 cm
- Height:** 4.1 cm
- Weight:** 10 kg



SWIVEL BASE COMPATIBILITY					
TURNOUT	TURNY MANUAL	TURNY LOW VEHICLE	TURNY HD/ORBIT	TURNY EVO	TURNY 6-WAY
✓	✗	✗	✓	✗	✓

Slide rails

Manual slide function for car seats. Installed between the product and the car seat, Slide Rails allows the user to adjust their seating position lengthwise in the vehicle. Works for both left and right side installation and is prepared for all of our seats.

- 400505** Slide rails **Maximum slide:** 22 cm
- Height:** 2.5 cm
- Weight:** 2.5 kg

Vehicle seats

Getting seated

Compatibility Matrix

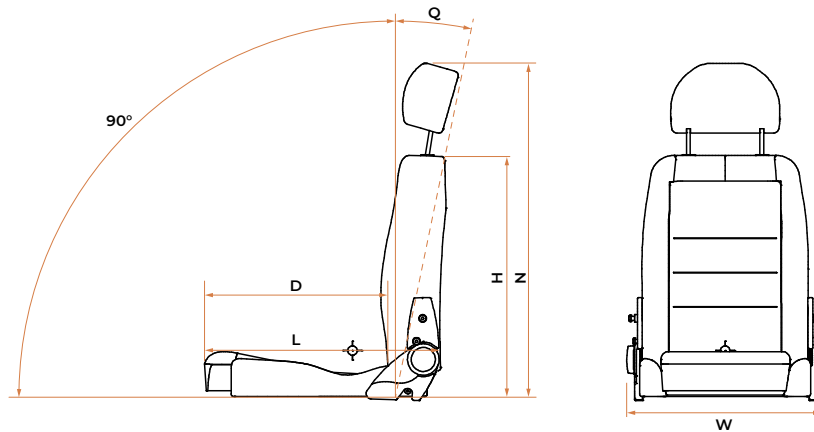
Our seats can be used with a majority of our Getting seated products, but there are a couple of exceptions. Use the matrix below to find which seats are available for each product.

	Caroseat® Flex	BEV seat	BIS
Turnout	✓ ¹	✓ ¹	✗
Turny® Manual	✓	✗	✗
Turny® Low Vehicle	✓	✓	✗
Turny® HD/Orbit	✓	✓	✗
Turny® Evo	✓	✓	✓ ²
Turny® 6-Way	✓ ¹	✓ ¹	✗

1. requires slide rails 2. only available as a kit solution (see page 22)

Specifications

All the necessary data you need about our seats.



	Caroseat® Flex	BEV	BEV Kids	BIS
Length (L)	49-61 cm	63 cm	54.5 cm	63 cm
Width (W)	45 cm	51 cm	51 cm	51 cm
Height (H)	61 cm	62 cm	62 cm	69 cm
Height with headrest (N)	77-89 cm	78-90 cm	78-90 cm	85-92 cm
Depth (D)	38-50 cm	47-52 cm	38.5-43.5 cm	49 cm
Max recline (Q)	90°	44°	44°	90°
Weight	13 kg	13 kg	13 kg	19 kg

All dimensional measures taken at 20°-22° recliner angle.

L = Taken at H-point height, W = Widest part of seat, H = Height without headrest, N = Height including headrest, D = Taken at lumbar support, Q = Max possible recliner angle

Caroseat® Flex

Made for vehicle adaptation and designed to have superior adjustability without sacrificing comfort.



SWIVEL BASE COMPATIBILITY					
TURNOUT	TURNY MANUAL	TURNY LOW VEHICLE	TURNY HD/ORBIT	TURNY EVO	TURNY 6-WAY
✓ ³	✓	✓	✓	✓	✓ ³

3. requires Slide rails

Caroseat® Flex is low built and trimmed where it needs to be but also rigid and cushioned where it counts. One of its unique features is that much of the headrest can retract below the backrest. Effectively, making the seat as low as possible and enabling it to pass through the door opening when using a swivel seat or a seat lift.

Caroseat® Flex is a modular seat, which means that it's possible to add or remove accessories to increase seating comfort and posture support as needed.

A direct result of its modularity is the ability to grow with the user. Or rather, fit its user perfectly no matter their size. The movable backrest means you can always have the perfect seat depth for a growing child. The Caroseat® Flex is large enough for a big adult and small enough to fit a child.

Quick facts

- Highly adjustable
- Extra slim design for vehicle adaptation
- Inflatable front
- Suitable for both children and adults
- Many accessories and options

Product codes

- 401010** Caroseat Flex
 - 401339** Armrest kit
 - 457025** Torso support, small (right)*
 - 457026** Torso support, small (left)*
 - 457010** Torso support, large (right)
 - 457011** Torso support, large (left)
 - 457022** Thigh support, all sizes
- *requires the child armrest converter plates (105795) for mounting
- 105854** 4-point shoulder harness: XX Small, 21-24 cm
 - 105853** 4-point shoulder harness: X Small, 24-28 cm
 - 105639** 4-point shoulder harness: Small, 28-33 cm
 - 104056** 4-point shoulder harness: Large, 41-48 cm
 - 105640** Child headrest
 - 105795** Child armrest plates
 - 105796** Belt deflector
 - 104057** Universal elastic strap
 - 104058** Elastic extension strap
 - 100425** 2-point hip belt
 - 100665** Neck roll





Thigh and torso support

Fitted anywhere along the slit along the backrest or under the seat, the adjustable torso support and thigh support provides a rigid brace wherever they're needed.

- 457025** Torso support, small (right)*
- 457026** Torso support, small (left)*
- 457010** Torso support, large (right)
- 457011** Torso support, large (left)
- 457022** Thigh support, all sizes

*requires the child armrest converter plates (105795) for mounting



4-point shoulder harness

The 4-point shoulder positioning harness has a body-contouring shape for optimal support and a comfortable fit. Curved pads follow the contours of the shoulders and ribcage, with a low-placed sternum strap for easy adjustability. This does NOT replace a safety belt in a vehicle.

- 105854** XX Small, 21-24 cm
- 105853** X Small, 24-28 cm
- 105639** Small, 28-33 cm
- 104056** Large, 41-48 cm



Child headrest

Lower than the standard headrest to fit a child. Has integrated attachments for the 4-point shoulder harness.

105640 Child headrest



Child armrest converter plates

Moves the armrests closer to the user's body and includes holes for child torso supports.

105795 Child armrest plates



Belt deflector

Places the seat belt at the correct angle for a small user/child.

105796 Belt deflector



Universal elastic strap

Versatile support strap that can be used on the chest, abdomen, thighs or lower legs.

- 104057** Universal elastic strap
- 104058** Elastic extension strap



2-point hip belt

Provides good support and prevents you from sliding forward in the seat. This does NOT replace a safety belt in a vehicle.

100425 2-point hip belt



Neck roll

Extra support for the neck and head.

100665 Neck roll

BEV seat

An ergonomic, low-built seat, specially designed for easy individual adaptation, including for children.



SWIVEL BASE COMPATIBILITY					
TURNOUT	TURNY MANUAL	TURNY LOW VEHICLE	TURNY HD/ORBIT	TURNY EVO	TURNY 6-WAY
✓ ³	✓	✓	✓	✓	✓ ³

3. requires Slide rails

The BEV seat has been specially designed to fit the Turny or Turnout swivel seats, being particularly beneficial when the low-level seat allows for additional space.

Another great advantage of the BEV seat is the flat sides of the cushion: the easy-slide upholstery is well-suited for transfers to and from a wheelchair. The cushions in the backrest and base are removable, allowing for the addition of various extras such as torso or lumbar supports. The cushions are easily removed from their Velcro fasteners for cleaning or replacement.

The available additional accessories make further adaptations for users with specific needs possible. The BEV seat is also available in a kids' version, designed for children who need a shorter cushion or have other requirements, such as a lower headrest.

Quick facts

- Highly adaptable with additional accessories
- Low-built for extra space
- Child adaptation options

Product codes

- 400420** BEV seat
- 102594** BEV Kids seat (kids headrest + small torso support)
- 426894** Armrest kit
- 100428** Armrest, right
- 100429** Armrest, left
- 100458** Comfort headrest
- 100665** Neck roll
- 101365** Kids headrest
- 100432** Lumbar support
- 100430** Side support
- 102191** Pressure seat cushion





Carony®

Transfer from wheelchair to car seat without lifting.



The Carony® is a wheelchair that allows the user to stay seated while moving inside the car. By docking onto a swivel base, the entire wheelchair seat, with the user seated, can slide into the car, transforming into the user's car seat.

The Carony® seat is highly adaptable, featuring individually adjustable armrests, torso support, and thigh support. A built-in pneumatic bladder allows the front of the cushion to be raised for improved seating comfort.

The Carony® is suitable for people of all sizes, statures, and ages, especially children with varying abilities.

Quick facts

- One model only
- Same seat for wheelchair and vehicle
- Extras to improve comfort and stability
- Integrated push handles with brakes
- 16" high-quality rear wheels with reflective stripes
- Puncture-free front wheels

Product codes

- 103927** Carony 16" (wheelbase + seat)
 - 104072** Adapter plate with rails: Turny Evo
 - 104073** Adapter plate with rails: Turny HD/Orbit
 - 104069** Anti-tip device
 - 104071** Puncture free wheels, rear
 - 104081** Elevating leg support, right
 - 104082** Elevating leg support, left
 - 104059** Calf / heel support
 - 100425** 2-point hip belt
 - 105796** Belt deflector
 - 105795** Child armrest plates
 - 105640** Child headrest
 - 457025** Torso support, small (right)*
 - 457026** Torso support, small (left)*
 - 457010** Torso support, large (right)
 - 457011** Torso support, large (left)
 - 457022** Thigh support, all sizes
- *requires the child armrest converter plates (105795) for mounting
- 105854** 4-point shoulder harness: XX Small, 21-24 cm
 - 105853** 4-point shoulder harness: X Small, 24-28 cm
 - 105639** 4-point shoulder harness: Small, 28-33 cm
 - 104056** 4-point shoulder harness: Large, 41-48 cm
 - 104057** Universal elastic strap (148 cm)
 - 104058** Elastic extension strap (72 cm)

SWIVEL BASE COMPATIBILITY

TURNOUT	TURNY MANUAL	TURNY LOW VEHICLE	TURNY HD/ORBIT	TURNY EVO	TURNY 6-WAY
✗	✓	✗	✓ ²	✓ ²	✗

2. requires adapter plate with rails





Carony® accessories

Getting seated

Anti-tip device

Making it as easy as possible to use and adapt the wheelchair to any situation, the anti-tip device is both activated and deactivated using the feet. Whether going down steps or traversing a higher obstacle, the device ensures stability.


104069 Anti-tip device



Puncture free rear wheels

Rear inner tubes are available in a puncture free version with the same premium quality and look.

104071 Puncture free wheels, rear



Elevating leg support

Improved leg support for those with long legs or rigid knees.

104081 Elevating leg support, right
104082 Elevating leg support, left



2-point hip belt

The belt provides good support and prevents from sliding forward, but it does NOT replace the vehicle's safety belt.

100425 2-point hip belt



Belt deflector

Positions the seat belt at the correct angle for users of shorter stature, such as children.

105796 Belt deflector



Child armrest converter plates

Moves the armrests closer to the body and includes holes for shorter users' torso supports.

105795 Child armrest plates



Child headrest

Lower than the standard headrest to fit shorter users, it offers attachments for the 4-point shoulder harness.

105640 Child headrest



Thigh and torso support

Fitted anywhere along the slit along the backrest or under the seat, the adjustable torso support and thigh support provides stability where needed.

- 457025** Torso support, small (right)*
- 457026** Torso support, small (left)*
- 457010** Torso support, large (right)
- 457011** Torso support, large (left)
- 457022** Thigh support, all sizes

*requires the child armrest converter plates (105795) for mounting



4-point shoulder harness

The 4-point shoulder positioning harness has a body-contouring shape for optimal support and a comfortable fit. Curved pads follow the contours of the shoulders and ribcage, with a low-placed sternum strap for easy adjustability. It does NOT replace the safety belt of a vehicle.

- | | |
|----------------------------------|-------------------------------|
| 105854 XX Small, 21-24 cm | 104056 Large, 41-48 cm |
| 105853 X Small, 24-28 cm | |
| 105639 Small, 28-33 cm | |



Universal elastic strap

The 148 cm strap provides temporary or all-day support for travel, work, therapy, sports and fittings. It can be used for the chest, abdomen, thighs, or lower legs. The elastic extension strap adds 72 cm to the original Universal strap.

- 104057** Universal elastic strap (148 cm)
- 104058** Elastic extension strap (72 cm)



Calf / heel support

With excellent pressure distribution and durability, they support the lower legs and control flexion without the risk of bruising. The breathable fabric provides air circulation and comfort. They attach around the leg rests using Velcro and are easy to move.

- 104059** Calf / heel support

Carony® Classic

A wheelchair that transforms into a car seat, while the user stays seated.



SWIVEL BASE COMPATIBILITY					
TURNOUT	TURNY MANUAL	TURNY LOW VEHICLE	TURNY HD/ORBIT	TURNY EVO	TURNY 6-WAY
✓ ²	✗	✗	✓ ²	✓ ²	✗

2. requires Carony Classic docking rails

The Carony® Classic is a wheelchair that lets the user stay seated while transferring to the car seat. By docking the wheelchair to either a swivel seat or seat lift, the wheelchair seat can be slid off its base and onto the docking plate where the seat locks safely in place and becomes the car seat. In short, a user can move from wheelchair to car seat and vice versa completely without lifting.

Available with 12" or 24" wheels, the Carony® Classic is suitable for people of all sizes, including children.

Quick facts

- Uses the same seat for both wheelchair and vehicle
- Highly customisable
- 12" or 24" rear wheels
- Approved to be used as a wheelchair during transport (requires transport fittings)
- Compatible with our Tilda tilt function product

Product codes

- 102701** Carony Classic 12", wheelbase only, right
- 102702** Carony Classic 12", wheelbase only, left
- 100399** Carony Classic 12" + BEV seat, right
- 100402** Carony Classic 12" + BEV seat, left
- 101243** Carony Classic 12" + BEV Kids seat, right
- 101244** Carony Classic 12" + BEV Kids seat, left

- 102705** Carony Classic 12" fixed, wheelbase only, right
- 102706** Carony Classic 12" fixed, wheelbase only, left
- 101232** Carony Classic 12" fixed + BEV seat, right
- 101233** Carony Classic 12" fixed + BEV seat, left
- 101245** Carony Classic 12" fixed + BEV Kids seat, right
- 101246** Carony Classic 12" fixed + BEV Kids seat, left

- 102703** Carony Classic 24", wheelbase only, right
- 102704** Carony Classic 24", wheelbase only, left
- 100872** Carony Classic 24" + BEV seat, right
- 100889** Carony Classic 24" + BEV seat, left
- 101423** Carony Classic 24" + BEV Kids seat, right
- 101422** Carony Classic 24" + BEV Kids seat, left

- 428077** Docking rails, 475 mm for Turnout or Turny HD/Orbit
- 428147** Docking rails, 550 mm for Turny Evo
- 102721** Docking rails, 550 mm for Turnout (**24" only**)
- 102722** Docking rails, 600 mm for Turnout (**24" only**)



Carony® Classic accessories

Getting seated



2-point hip belt

The belt provides good support and prevents from sliding forward, but it does NOT replace the vehicle's safety belt.

100425 2-point hip belt



4-point shoulder harness

Grants posture support in all directions. Easily adjustable curved pads with a low-placed sternum strap. It does NOT replace the vehicle's safety belt.

105854 XX Small, 21-24 cm
105853 X Small, 24-28 cm
105639 Small, 28-33 cm
104056 Large, 41-48 cm



Universal elastic strap

This versatile strap supports the chest, abdomen, thighs, or lower legs.

104057 Universal elastic strap
104058 Elastic extension strap



Neck roll

Extra support for the neck and head.

100665 Neck roll



Elevating leg support

Improved leg support for those with long legs or rigid knees.

100424 Elevating leg support, right
100426 Elevating leg support, left



Calf / heel support

Add support to the calves or place it behind the heels to prevent the feet from slipping off the footrests.

104059 Calf/heel support



Foot support, small

A shorter footrest for children or people of short stature.

100754 Foot support, small



Heel belt

Provides extra support to the heels and prevents the feet from slipping off the footrests.

100630 Heel belt



Puncture-free wheels

The original Carony® Classic wheels, but filled with gel instead of air.

100438 12" rear, 2pcs (CC 12")
100697 8" front, 1pcs (CC 12"/24")
101278 7" front, 1pcs (CC 24")



Anti-tip device

Prevents the Carony® from tipping over backwards.

428116 Anti-tip protection



Level raising kit

Raise the seat height by 50mm using this kit.

100700 Raising kit, 50mm



Seating options

Getting seated



2-point hip belt

The belt provides good support and prevents from sliding forward, but it does NOT replace the vehicle's safety belt.

100425 2-point hip belt



4-point shoulder harness

Grants posture support in all directions. Easily adjustable curved pads with a low-placed sternum strap. It does NOT replace the vehicle's safety belt.

105854 XX Small, 21-24 cm
105853 X Small, 24-28 cm
105639 Small, 28-33 cm
104056 Large, 41-48 cm



Universal elastic strap

This versatile strap supports the chest, abdomen, thighs, or lower legs.

104057 Universal elastic strap
104058 Elastic extension strap



Neck roll

Extra support for the neck and head.

100665 Neck roll



Careva belt

It helps achieve an upright sitting position, necessary for the regular vehicle safety belt to work properly.

101670 Careva Combi kit, S
101671 Careva Combi kit, M
101672 Careva Combi kit, L


100955 Careva Spinal belt, 5 channels, 2 buckles, Medium/Large
100959 Careva chest belt, 80cm
100958 Careva chest belt, 100cm
100957 Careva chest belt, 120cm
100590 Careva chest belt, 135cm
100968 Careva pelvic T-belt, S
100587 Careva pelvic T-belt, M
100969 Careva pelvic T-belt, L



XL-belt

A 3-point belt suitable for seats without a standard car seatbelt.

100162 XL-belt, 4.4m
102122 Female buckle, long stalk (500mm), right
100512 Female buckle, long stalk (500mm), left
102123 Female buckle, flexible short stalk (200mm)
412824 Female buckle, short stalk (200mm)



Crossit belt

The crossing belt straps help maintain an upright sitting position, necessary for the regular vehicle safety belt to work properly.

427866 Crossit 2.0
102583 Chest buckle

Learn more at www.braunability.eu/gettingseated

 Order products on dealerweb.braunability.eu







Stowing solutions

Products that help stow a mobility aid comfortably and safely in a vehicle.

Chair Topper®

A car rooftop box that lifts and stows a folding wheelchair.



The Chair Topper® will pick up and unload a folding frame wheelchair right next to the vehicle's front door. By transporting the wheelchair in a roof top box, the space inside the car can be used as it was intended: seats for passengers and the boot for cargo.

The weatherproof compartment protects the wheelchair from rain, wind, sun and snow. It also keeps any dirt on the wheelchair off the car's interior.

The hand control is used to either stow or retrieve the wheelchair. Both operations take approximately 30 seconds.

Available in two versions for each side of the car, the Chair Topper® can be installed on the passenger or driver's side. The Chair Topper® is installed via standard roof racks and does not require permanent alterations to the vehicle. For that reason, the Chair Topper® can be reused when the user buys a new car, provided it fits.

Quick facts

- Lifts up to 20 kg
- Flowing design
- Quick and easy stowing
- Weatherproof
- Mounted on standard roof racks
- No permanent alterations required

Product codes

40112	Chair Topper, left
40113	Chair Topper, right
103506	Chain extension kit, 92 cm
105170	BraunAbility Remote: Chair Topper



Joey Lift

A small platform lift for easy lifting and stowing of a mobility device.



At the touch of a button the Joey Lift both lifts and stows an unoccupied scooter or powered wheelchair inside a vehicle. Ride the mobility device onto the platform, step off and the Joey Lift will take it from there. The ergonomic hand control with easy grip cover and one button operation, makes the whole process simple and convenient.

To secure the wheelchair to the barrier and prevent it from moving around during transport use the optional Belt Kit.

Quick facts

- Lifts up to 159 kg
- Easy and secure stowing of a mobility device
- Illuminated platform and hand control
- Optional belt kit

Product codes

- | | |
|---------------|--|
| 104016 | Joey Lift (incl. universal mounting bracket) |
| 104017 | Rollstop kit |
| 104049 | Belt kit |

Learn more at www.braunability.eu/joeylift



Order products on dealerweb.braunability.eu

Carolift® 40

A flexible wheelchair hoist for most vehicles.



Picking up a wheelchair from the pavement, the Carolift® 40 provides long reach along the side of the vehicle. At the same time, while lifting, it is easy to guide a load through narrow openings. With its flexible arm, the length can be adjusted as needed. It comes with assisted folding to and from the storage position.

The hoist has a manual swivel and powered lift, operated via controls on top of it. The Carolift® 40's maximum lift capacity is 40 kg.

Quick facts

- Lifts up to 40 kg
- Flexible hoist arm (180°)
- Powered lift
- Manual swivel
- Assisted folding
- Height can be adjusted by cutting
- Fits almost all car models
- Suitable for both left and right side installations

NOTE! A universal mounting bracket is included. Load lifting attachments are sold separately.



Product codes

- | | |
|---------------|--------------------------------------|
| 402100 | Carolift 40 |
| 100621 | The loop attachment (max 25 kg) |
| 101147 | Clamping claw attachment (max 25 kg) |
| 101518 | Attachment for Carony 12"/24" |
| 104080 | Attachment for Carony 16" |



Carolift® 100

Lifts any mobility device weighing up to 100 kg.



We designed the Carolift® 100 to be a simple-to-use yet powerful hoist, capable of lifting any wheelchair, scooter, or other mobility device weighing up to 100 kg. A four-button hand control operates the hoist with ease, taking no more than a minute for lifting and stowing.

The Carolift® 100 will lift any mobility device weighing up to 100 kg. That doesn't mean that your mobility device must be on the higher end of the scale. The Carolift® can be just as useful for a 20 kg mobility device as for a 95 kg mobility device.

The Carolift® 100 is suitable for use with most car models and makes, as long as the mobility device fits in the boot of the car. Usually it's possible to dismantle wheelchairs, scooters, and power chairs to make them smaller for transportation.

Quick facts

- Lifts up to 100 kg
- Powered lift and swivel
- Smartphone compatible with optional receiver (BraunAbility Remote)
- Detachable when not in use
- Space efficient
- Suitable for both left and right side installations

Product codes

402601 Carolift 100

455415 I-Device (bracket for a scooter seatpost)

402620 BraunAbility Remote: Carolift 100


Learn more at www.braunability.eu/carolift100



Order products on dealerweb.braunability.eu

Carolift® 90 / 140

Two fixed hoists with powered lift and swivel for mobility aids over 90 kg.



The Carolift® 90 and 140 are wheelchair hoists designed to lift mobility devices weighing up to 90 kg and 140 kg into the boot of a vehicle. Swivel and lift is operated via a hand held control.

To achieve a perfect fit, this Carolift® can be cut in both height and length for installation. For vehicles with a sloping boot door, the hoist can be folded down between uses.

Quick facts

- Lifts up to 90 kg / 140 kg
- Powered lift and swivel
- Foldable
- Height and length can be adjusted by cutting
- Flocked surface treatment provides pleasant grip in both hot and cold weather
- Suitable for both left and right side installations

NOTE! A universal mounting bracket is included. Load lifting attachments are sold separately.

Product codes

- | | |
|---------------|---|
| 100297 | Carolift 90 |
| 101018 | Carolift 140 |
| 100621 | The loop attachment (max 25 kg) |
| 101147 | Clamping claw attachment (max 25 kg) |
| 101150 | Claw and T-bar attachment (max 90 kg) |
| 101518 | Attachment for Carony 12"/24" |
| 104080 | Attachment for Carony 16" |
| 101151 | 2 point lift belt attachment (max 90 kg) |
| 101152 | 4 point lift belt attachment (max 180 kg) |
| 101149 | C-arm and T-bar attachment (max 180 kg) |
| 101666 | Pulley for Carolift 90 attachment (max 90 kg) |
| 101667 | Pulley for Carolift 140 attachment (max 140 kg) |



Carolift® 6900

A telescopic wheelchair hoist with both powered lift and swivel for loads up to 181 kg.




The Carolift® 6900 is a wheelchair hoist designed to lift mobility devices weighing up to 181 kg into the boot of a vehicle. The offset arm gives the hoist the ability to reach around to the side of the vehicle to pick up a wheelchair from the pavement.

This Carolift® has powered swivel and lift, operated via a hand-held control. The telescopic arm assists in bypassing narrow door openings or wide bumpers. For a perfect fit, the hoist can be cut in height and length upon installation.

Quick facts

- Lifts up to 181 kg
- Offset hoist arm reaches the vehicle's side
- Telescopic hoist arm adds flexibility
- Powered lift and swivel
- High lift capacity
- Swivels up to 360°
- Height, length, and angle can be adjusted

NOTE! Load lifting attachments are sold separately.



Product codes


101631	Carolift 6900, right
101632	Carolift 6900, left (UK)
101889	Universal mounting bracket
422029	Folding function, quick release pins
101150	Claw and T-bar attachment (max 90 kg)
101151	2 point lift belt attachment (max 90 kg)
101152	4 point lift belt attachment (max 180 kg)
101149	C-arm and T-bar attachment (max 180 kg)



Load lifting attachments

Stowing solutions

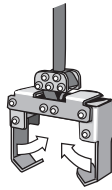
Manual wheelchair (Carolift® 40, Carolift® 90, Carolift® 140)



The loop

For a manual wheelchair.
Max 25 kg.

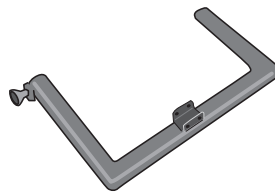
100621 The loop



Clamping claw

For a folded manual wheelchair,
placed vertically. Max 25 kg.

101147 Clamping claw

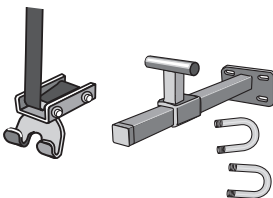


Carony docking device

For a Carony chassis.

101518 for Carony 12"/24"
104080 for Carony 16"

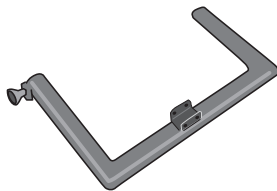
Powered wheelchair / scooter (Carolift® 90, Carolift® 140, Carolift® 6900)



Claw and T-bar

For a powered wheelchair/scooter,
without the seat. Max 90 kg.

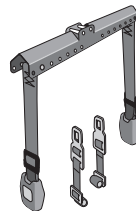
101150 Claw and T-bar



Carony docking device

For a Carony chassis.

101518 for Carony 12"/24"
104080 for Carony 16"



2 point lift belt

For all types of mobility devices.
Max 90 kg.

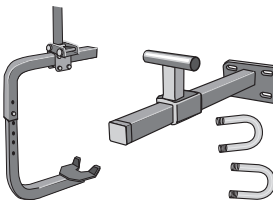
101151 2 point lift belt



4 point lift belt

For all types of mobility devices.
Max 180 kg.


101152 4 point lift belt



C-arm and T-bar

For a powered wheelchair/scooter,
with the seat. Max 180 kg.

101149 C-arm and T-bar



Pulley

A loop for optional docking devices.
Max 90/140 kg.

101666 Pulley for Carolift 90
101667 Pulley for Carolift 140



A-Hatch

Converts a manual rear hatch into an automatic rear hatch.



A-Hatch is a pneumatic hatch opener that assists when opening and closing a vehicle's rear hatch. It can be operated via a switch or by an optional wireless remote control. After installation, the A-Hatch still allows the hatch to be opened or closed manually. It comes with a universal bracket. The stroke length of its cylinder is 600 mm.

It is also available in an XL version with two compressors, instead of one, for larger and heavier hatches.

Vehicles without an electric hatch lock can use the Hatch Lock Opener to integrate it into their system. The Hatch Lock Opener is available as an additional product.

Quick facts

- Clever universal fixation on windows
- Does not prevent manual use of the rear hatch
- Suits almost all vehicles/applications
- Small and flexible



Vehicle specific mounting brackets available
braunability.eu/vehicles



Product codes

401683	A-Hatch
102252	A-Hatch XL (2 compressors)
101684	Hatch lock opener
102060	Limit switch (to interact in combo with a ramp)
442010	Universal 4-channel remote kit



Order products on dealerweb.braunability.eu

Learn more at www.braunability.eu/ahatch

Carolock®

Making wheelchair transportation in your vehicle safe and convenient.



The Carolock® is a user-friendly wheelchair securement system for vehicles, guaranteeing safety and worry-free stowing of mobility devices. It ensures that the device remains securely in place throughout the journey. Carolock® is built to support both independent drivers and passengers with reduced mobility.

Adjustments can be made to fit the needs of different wheelchair types, whether a newer or older model, a manual, or a powered wheelchair.

The convenient design of the mechanical securement system makes it effortless to position and lock a wheelchair. Release the device safely and smoothly from the Carolock® by pressing a release handle attached to its mechanical system.

Quick facts

- Great in combination with the Turny® 6-Way
- Secures wheelchairs up to 85 kg
- A mechanical securement without need for power

NOTE! Keep in mind that Carolock® is solely designed for the safe stowing and transportation of a wheelchair and should not be used for transporting someone seated in it.

Product codes

- 456200** Carolock
- 456201** Floor bracket: 40 kg
- 456202** Floor bracket: 85 kg
- 442051** T-Bolt, 1x25mm M10 stud









Driving aids

Products that can help a person to safely and independently drive a vehicle.

Carospeed® Menox

Hand control for acceleration and brake.



The Carospeed® Menox moves the control of acceleration and brake from feet-operated pedals to a single hand-operated lever: pull the lever to accelerate and push to brake.

Menox is designed to make each control ergonomic, conforming to a person's natural hand-wrist-arm motion. The hand control comes with a "hill holder," a set function for the brake to free up the hand. This is, for instance, useful when changing from Drive to Neutral or when tuning the radio. Carospeed® Menox has a simple and durable design that leaves extensive legroom for the driver. It gets not in the way of knee airbags.

The Carospeed® Menox is sold in parts as opposed to complete kits. In short, you order the stripped version you need and add top cover, body cover, and accessories as needed.

Quick facts

- Mounted on the vehicle floor
- Universally usable and suitable in most vehicles
- Easy to install and adjust




Product codes

420845	Carospeed Menox, left
420846	Carospeed Menox, right (UK)
402060	Top cover, black
102017	Top cover, carbon
420307	Body cover, black leather-look
420482	Body cover, black plastic
100748	Universal mounting bracket
102483	Pedal attachment kit
420315	Menox wire pack (only for left model)



Carospeed® Classic

Hand control for acceleration and brake.



The Carospeed® Menox moves the control of acceleration and brake from feet-operated pedals to a single hand-operated lever: pull the lever to accelerate and push to brake.

The hand control comes with a “hill holder,” a set function for the brake to free up the hand. This is, for instance, useful when changing from Drive to Neutral or when tuning the radio. Carospeed® Classic has a simple and durable design that leaves extensive legroom for the driver. It gets not in the way of knee airbags.

The Carospeed® Classic is available in three different versions with various functions:

1. The Standard model: for gas and brake.
2. The Indicator model: for gas, brake, and turn signals.
3. The E model: for gas, brake, as well as a complete set of electrical functions (turn signals, windscreen wipers, washers, horn, high and low beam, plus set function for the cruise control).

Quick facts

- Durable hand control
- Mounted on the vehicle floor
- Universally usable and suitable in most vehicles
- Responsive and direct driving feel

Product codes

400271	Carospeed Classic, left
100841	Carospeed Classic, right (UK)
100730	Carospeed Classic E, left
100840	Carospeed Classic E, right (UK)
101280	Carospeed Classic Indicator, left
101283	Carospeed Classic Indicator, right (UK)
100748	Universal mounting bracket
426931	Pedal attachment kit



Carobrake

Gives full control over a vehicle's parking brake, at the touch of a button.



The Carobrake converts a manual parking brake into an automatic parking brake by using an actuator to pull on the parking brake wire.

Carobrake comes in two versions, the 1600N and the 2200N. The number indicates how much force or tension in Newtons that the Carobrake is able to pull with. For example, the Carobrake 2200N, equipped with the more powerful actuator, pulls the parking brake wire with a force of 2200N.

Both models can be mounted under the vehicle, and connected to the original parking brake wire.

We have both universal mounting brackets and vehicle specific mounting brackets for the Carobrake series. The latter is made for a specific vehicle type in combination with a specific Carobrake model.

Quick facts

- Small and flexible
- One of the strongest available
- Easy to install



Vehicle specific mounting brackets available
[braunability.eu/vehicles](https://www.braunability.eu/vehicles)

DISCLAIMER Carobrake tensions the vehicle's original parking brake cable with a force of 1600 Newtons or 2200 Newtons, depending on the model. Note that performance deteriorates if the product's cable is installed bent. Since Carobrake replaces the function of the handbrake lever, it should never be used in combination with it. The actuator can be fitted in or under the vehicle, depending on the prevailing circumstances.

Ensure that the force is appropriate for the vehicle in question, and check the fitting and use before installation.

DISCLAIMER The Carobrake 1600N and 2200N electrical parking brake systems do not, in their current state, conform to the 'Uniform Provisions Concerning the Approval of Passenger Cars with Regard to Braking: Regulation No. 13-H Revision 3'.

The Carobrake system is only permitted to be used in vehicles fitted for invalid drivers according to ECE-R13-H Scope 1.2.2.

Product codes

401270	Carobrake 2.0: 1600N
401271	Carobrake 2.0: 2200N
104015	Mounting bracket



Order products on dealerweb.braunability.eu

Learn more at www.braunability.eu/carobrake

Pedals

Driving aids



Left foot accelerator, flip-up

Adds hinges to the left foot accelerator and the original accelerator, allowing the intended pedal to be lowered into place while the other can be tucked away. This universal design can be installed in both RHD and LHD vehicles, as well as in most makes and models.

420340 Left foot accelerator, flip-up



Left foot accelerator, QR

Mechanically controls the vehicle's original accelerator. QR is short for Quick Release and means that the pedal can easily be removed to restore the original function. Its universal design allows for installation in both RHD and LHD vehicles, as well as in most makes and models.

454172 Left foot accelerator, QR



Pedal guard

Protects the pedals from being used by mistake. Floor-mounted with a quick release for rapid removal.

420342 Pedal guard



Pedal Extension Mini

While enabling an extension of 3-9 cm, it can be lowered into place and tucked away when not in use. Models are available for both automatic and manual vehicles.

420343 Pedal extension mini, automatic gearbox
420344 Pedal extension mini, manual gearbox



Pedal Extension

Enables an extension of 10-30 cm. Adjustments can be made for distance, height and the desired space between pedals. The Pedal Extension is fitted with a quick release for easy removal. It can be installed in both automatic and manual vehicles.

454176 Pedal extension, automatic gearbox
454362 Pedal extension, manual gearbox



Pedal hinge kit

A hinge kit for making the original accelerator pedal foldable.

102051 Pedal hinge kit



Steering devices

One-hand grip for steering wheels.



Adapter for steering device

Needed for mounting our steering devices on a steering wheel.

421249 Adapter for steering device



The steering knob, the wheel spinner, and the steering device are all products designed for the same functionality. They offer a grip that allows drivers to control their vehicles single-handedly.

However, they come in different appearances to grant best control:

Low model

Its low design allows the fingers to constantly reach control functions like the turn signals, cruise control, etc.

Standard model

The same handle as the Carospeed Menox hand control, offering a more standardised look and feel.

Round model

A round knob available in two sizes: 40mm and 50mm.

Ergo model

Oval-shaped ergonomic design in a soft-touch material.

2- and 3-pin model

A 2-pin or a 3-pin steering device for individuals with impaired hand function. It can easily be reshaped to fit the hand.

Product codes

421249	Adapter for steering device
421417	Low model, black
102036	Standard model, wood
102037	Standard model, carbon
421772	Standard model, black
421421	40mm Round model, black
421429	50mm Round model, black
420339	Ergo model, grey
421430	2-pin model (tetra), black
421431	3-pin model (para), black



LOW MODEL



STANDARD MODEL



ROUND MODEL



ERGO MODEL



2-PIN MODEL (TETRA)



3-PIN MODEL (PARA)





BraunAbility

BraunAbility



Wheelchair lifts

Lifts to help wheelchair users comfortably and safely enter and exit a vehicle while staying seated.



E-Series

Rigid and reliable wheelchair lifts made in Europe.



As our wheelchair lift production has moved from the US to Europe, we have updated our trusted E-Series. There are several notable differences: a new hand pendant, straight handrails without the previous hooks, and an improved rollstop design.

The overall product has shifted to metric dimensions as a result of European production, which affects the tools needed for installation and maintenance. Adapting to US-American installation requirements is no longer necessary.

The E-Series lifts continue to provide the same advantages as before: a sturdy platform, streamlined design, ample kick-out, and effortless maintenance.

Available in three lift versions

The E-Series wheelchair lifts are available in three different platform types, all of which are highly reliable and proven over time: Folding, Split, and Solid. Select the platform type that best matches your vehicle adaptation.

Quick facts

- Super-rigid platform
- Simple design
- Intuitive hand pendant
- Easy service and maintenance
- Ample kick-out
- Universal installation kit included
- Weight capacity of 400 kg

Product codes

E1500F-RI E-1500 Folding, right
E1500F-LI E-1500 Folding, left

E1300F-RI E-1300 Folding, right
E1300F-LI E-1300 Folding, left

E1500S-RI E-1500 Solid, right

E1320S-RI E-1320 Solid, right
E1320S-LI E-1320 Solid, left

E1050S-RI E-1050 Solid, right
E1050S-LI E-1050 Solid, left

E1320V-RI E-1320 Split, right
E1320V-LI E-1320 Split, left


E1050V-RI E-1050 Split, right
E1050V-LI E-1050 Split, left



Order products on dealerweb.braunability.eu

Accessories

E-Series



COMPATIBLE WITH
BraunAbility Remote



Vehicle specific mounting brackets available
braunability.eu/vehicles

Carodoor®

The Carodoor® is an automated door opener for rear doors that is connected to the wheelchair lift to assist in operation. A single remote controls the entire process: the doors open before the lift leaves the vehicle, and they close again once it's stowed.

- 105200** Carodoor (E-Series)
- 103945** Universal door brackets (Carodoor)
- 105137** Remote control kit (Carodoor)
- 105203** BraunAbility Remote for Carodoor with E-Series
- 401957** Installation service on E-Series lift



Light strip

Platform lights and flashing yellow warning lights for better visibility.

- 401302** Light strip
- 401961** Installation service



Cycle counter

Measures how many cycles the lift has undergone

- 401301** Cycle counter
- 401960** Installation service



Rocker switch

Control the lift's up and down function by using a switch on its arm.

- 400110** Rocker switch
- 401955** Installation service



BraunAbility Remote

Using our Bluetooth® receiver, you can control your BraunAbility product through your smartphone.

- 105107** for E-Series
- 401273** Installation service



Cutting handrails

Making the E-1500 Folding fit in vehicles with a low rear entrance height.

- 401958** Cutting service



Emergency release handle

Permit quick release from the inside of the vehicle.

- 409120** E-Series (fixed pump)
- 401278** Installation service



Pendant hanger

Hanger for the pendant mounted in the vehicle.

- 405745** Pendant hanger


Learn more at www.braunability.eu/eseries



Order products on dealerweb.braunability.eu

A-Series

Cassette lift for public transport mini-buses.



 Vehicle specific mounting brackets available
[braunability.eu/vehicles](https://www.braunability.eu/vehicles)



103794 Extra hand control



103876 Wireless remote

We developed the A-Series lift for the European public transport market. Among its key features are low weight, reliability, quick installation, and ease of service.

It has a low weight but remarkable weight lifting capacity, which also makes it a greener choice in terms of fuel efficiency. A lightweight lift may be the solution to getting that extra seat in and still complying with regulations, depending on the vehicle.

We've designed the A-Series to withstand the wear and tear that comes with public transportation: dirt, water, extreme temperatures, and the passage of time.

The A-Series can be installed quickly thanks to our specific mounting brackets for vehicles. Fine-tuning the lift's position is very easy, thanks to the design of its attachment.

The A-Series is able to function without any proprietary electronics because it only uses common relays and switches.

Quick facts

- Low product weight but high lifting capacity
- Quick and easy to install
- Mounting brackets for all the major vehicles
- Designed to endure dirt, water, extreme temperatures and years of use
- Anti-slip platform surface
- Smooth and silent in operation
- Weight capacity of 350 kg

Product codes

452629	A-1360 Under vehicle
103702	Footstep: Standard (Sprinter, Crafter, Transit)
103898	Footstep: Wide (Boxer, Jumper, Relay, Ducato)
103912	Footstep: Rounded (Master, NV400, Movano)
105198	Universal mounting bracket*
103794	Extra hand control
103876	Wireless remote
105110	BraunAbility Remote: A-Series

* Check Dealerweb for vehicle-specific mounting brackets before ordering the universal mounting bracket

Learn more at www.braunability.eu/aseries



Order products on dealerweb.braunability.eu



Flooring and seating

Products for a safe and flexible floor plan.



Spacefloor® LX

World's lightest M1 aluminium floor for vehicles.



Spacefloor® LX is the latest edition of our full aluminium vehicle floor. It is both the lightest and thinnest floor we have ever produced. Made from a low carbon footprint aluminium, it is perhaps the most environmentally friendly full aluminium floor available.

Spacefloor® LX holds the same high quality as our previous floors and is tested according to ECE and DIN requirements for M1 vehicles.

We offer pre-cut layouts for 13 common vehicles, in different lengths, with 6, 8 or 10 tracks.

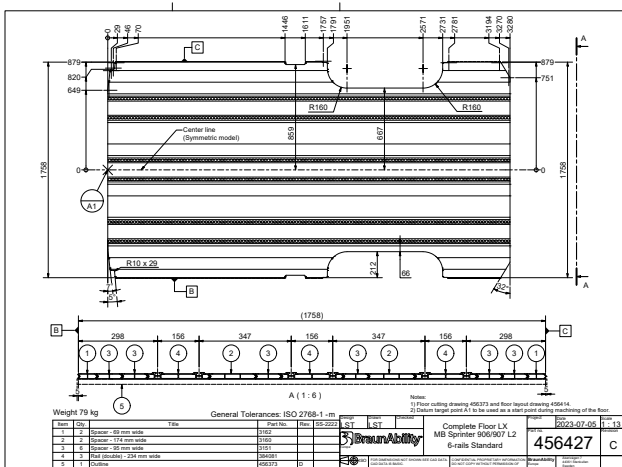
Combine this floor with our upper anchorage points, seats, seat fixtures, wheelchair tie-downs, occupant restraints and wheelchair lifts to build a complete vehicle with tested accessibility products.

Quick facts

- World's thinnest and lightest full aluminium floor
- Pre-cut standard layouts for 13 vehicles
- Suitable for mass production
- Easy to install
- Delivered pre-cut in halves or as a whole floor
- Adhesive contains no solvents or isocyanate
- Primer does not contain hazardous chemicals

Pre-cut standard layouts available today (January 2025) for the following vehicles:

- Citroën Jumper
- Fiat Ducato
- Ford Transit
- Ford Tourneo Custom
- IVECO Daily
- MAN TGE
- Maxus Deliver 9
- Mercedes-Benz Sprinter
- Nissan Interstar
- Opel Movano
- Peugeot Boxer
- Renault Master
- Volkswagen Crafter



Technical drawings for all our standard floor layouts can be found on Dealerweb, together with a comprehensive installation manual.

Anchorage points

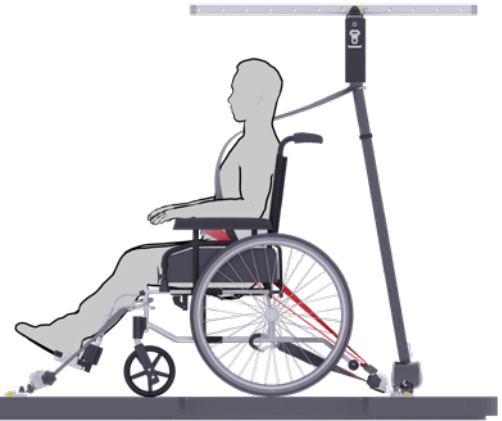
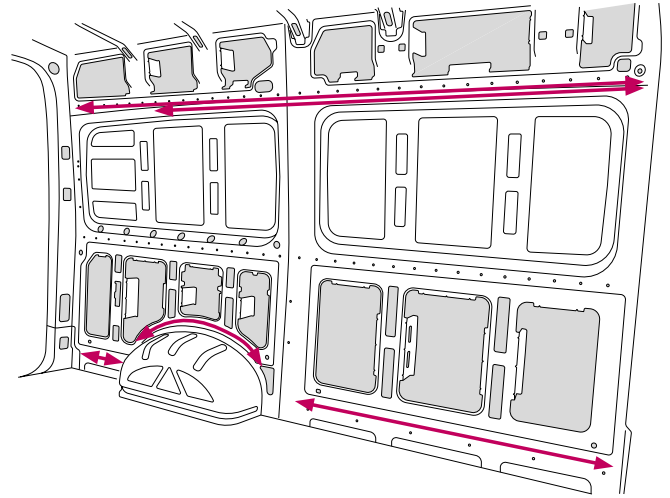
We offer vehicle-specific brackets, designed for vehicles with both upper and lower anchor points when used in combination with Spacefloor® LX.

The vehicle-specific brackets enable the correct use of a 3-point occupant belt for users seated in a wheelchair during transport. For the upper anchor point, that enables the use of a shoulder belt, you can use a single point when you know the exact position of the wheelchair user or a rail over the window for a more flexible positioning in the vehicle. By mounting a retractable belt on the wall or wheel arch, the lower anchor point saves floor space in tight installations.

The following vehicles have anchor point brackets available today (January 2025):

- Citroën Jumper
- Fiat Ducato
- Ford Transit
- Ford Tourneo Custom
- IVECO Daily
- MAN TGE
- Maxus Deliver 9
- Mercedes-Benz Sprinter
- Nissan Interstar
- Opel Movano
- Peugeot Boxer
- Renault Master
- Volkswagen Crafter

NOTE! The upper anchorage point rail is not available for all vehicles.



Spacefloor® accessories



Floor primer, 500 ml
400104



Glue, 600 ml
480001



Safety bracket
480102



Rail trim
103391 Rail trim, 4 m
103392 Rail trim, 25 m



Dark Grey Anthracite vinyl

Vinyl

Our high end quality vinyl will last the lifetime of your vehicle. Choose self-adhesive back for fast and easy fitting or standard vinyl and fit with tape or glue.

We supply vinyl in rolls (2x20m), pre-cut for your floor or pre-mounted on the floor. Our standard colour is Dark Grey Anthracite, more colors and Wood-look are available on request. For non-standard colours the minimum order quantity is one roll (2x20m).

Weight: 2,2 kg pr m² +/- 0,15 kg
Thickness: 1,9 mm +/- 0,15 mm





Product testing for the vehicle you need

All of our products are tested to meet both industry requirements and BraunAbility's own high-quality standards.

Depending on the product type, we employ a variety of methods to conduct our tests, including component testing and full vehicle testing. By doing so, we ensure that we provide products that meet the regulations and standards that apply. This thorough testing confirms that when used as described, our products will provide safe and secure operation in both daily use and in the event of an accident.

Our testing also is able to support all levels of vehicle approvals from Individual Vehicle Approvals (IVA) through to Full Vehicle European Type Approval. Our test subjects include:

UN ECE Regulations

- ECE R10 – Electromagnetic Compatibility
- ECE R14 – Seat, Seat Belt, and Anchorage Strength
- ECE R17 – Seat Strength
- ECE R21 – Interior Fittings
- ECE R80 – Strength of Seats and their Anchorages (Buses)
- ECE R107 – General Construction of Buses and Coaches

ISO Standards

- ISO 3795 – Fire resistance of interior materials (FMVSS302)
- ISO 10542 – Wheelchair Seat Belt Anchorage Systems

National Specifications

- DIN 75078 – Wheelchair Lifts and Seat Belt Anchorage Systems
- PAS 2012 – Wheelchair Lifts



Learn more at www.braunability.eu/commercial


Order information

The minimum order quantity for rails is 10 pieces.

You can only order our rails in packages of 5 pieces. For that reason, your orders come in additions of 5 pieces per package order (15, 20, 30, 35, etc.).

Aluminium rails

Three types of rails for the transport market.




Low profile rail

Easy installation that can be recessed into the vehicle floor for a neat finish, with a height above the finishing floor of only 4 mm.

Low profile rail requires M8 fasteners, fixed into countersunk holes at 101.6 mm intervals for a flush head finish.

- LPRD36** Low profile rail, 3.68m (machined & drilled)
- LPRF36** Low profile rail, 3.68m (machined & undrilled)
- 103383** Metal end cap
- 103386** Plastic end cap grey




Surface rail

Designed for vehicles where flush-fitted rails are not possible, Surface rail is quick and easy to install into most vehicle floors, with a finished height of only 14 mm above the floor.

Surface rail requires M8 fasteners, fixed into countersunk holes at 101.6mm intervals for a flush head finish. This is a popular rail for 3rd point passenger restraint fitment (cant rail).

- SRD36** Surface rail, 3.68m (machined & drilled)
- SRF36** Surface rail, 3.68m (machined & undrilled)
- 103384** Metal end cap
- 103388** Plastic end cap grey



Heavy duty rail

Heavy duty rail is specially designed to increase the structural integrity of the vehicle floor strength, it is the ideal choice for coach-built conversions. The heavy duty rail is designed to be used with M8 steel bolt.

Fixings can be positioned at up to 600mm intervals to match vehicle frame chassis and reduce installation cost.

- HDRF47** Heavy duty rail, 4.7m (machined & undrilled)

Rail accessories



M8 fasteners

Mandatory on floor installations using Low Profile and Surface Rail.

- 103380** M8 fasteners, set of 10
- 103381** M8 fasteners, set of 100



Underfloor spreader plate

Useful for angled floor sections or where fitting a standard washer is difficult.

- 103382** Underfloor spreader plate



Rail alignment jig

Ensures perfect alignment during installation, avoiding later fitment issues.

- 102635** Rail alignment jig



Rail trim

Protects the tracking from damage and debris. Use with any rail.

- 103391** Rail trim, 4 m
- 103392** Rail trim, 25 m

Seat fixtures

Secure fixation of seats in vehicle floors.



Standard Lockable

A lightweight, secure and easy to operate seat fixture. The plunger mechanism enables the seat to be quickly locked into place. This seat fixture consists of 5 flexible plated feet at the rear and 3 at the front for safety.

SL Standard Lockable



Seat Locker

The Seat Locker is a device that locks the seat legs into a vehicle's floor tracking. Its main purpose is to add flexibility to a vehicle's seating configuration. The Seat Locker is a discreet low built lockable, engineered to be rattle free. A simple step on the actuator locks the seat into the tracking.

ULB-BE Seat Locker
ULB-HD Seat Locker HD
ULB-BEDB Seat Locker DB (for double bench seats)

Image showing the Seat Locker.



HAL

A removable seat fixture suited to the community transport market. One single hand operation per fixture is all it takes to release the seat from the rail, so it can be either relocated or removed depending on the needs.

HAL2 HAL with 2 fixing bolts (M2)
HAL3 HAL with 3 fixing bolts

Image showing the HAL 3.



T-bolts
TN 25mm T-Bolt
442052 25mm T-Bolt, 1" pitch



Butterfly clips
103412 Butterfly clip
105395 Butterfly clip (M10)

Twinlock

Joined seat legs with single hand locking feature.



The Twinlock is a joined set of seat legs with a mechanism to secure the seat in the rails of the vehicle. It's easy to use and requires only one hand to lock. The low friction surface under the Twinlock allows seats to slide back and forth effortlessly in the tracks. Once in the locked position, the seat is tensioned into the tracks so there is no rattle.

Each unit is a complete set of legs with a locker, all you need to add is your seat.

Twinlock is tested and approved in combination with Spacefloor® LX.

The optional wheels enable moving seats around the vehicle without lifting.

Quick facts

- Easy to use single-handed operation
- Low weight
- Rattle free
- Available in two heights
- Optional transport wheels

Product codes

402233	Twinlock (230x156 mm)
402237	Twinlock (300x156 mm)
402203	Transport wheels
402202	U-Seat mounting kit for Twinlock



TriflexAIR

Minimal space, maximum comfort.



TriflexAIR Seats combine minimal space with maximum comfort. Its ergonomic design ensures long lasting comfort during long trips. With maximum safety features. With its clever folding feature, it's easy to obtain maximum space in one minimal movement.

The TriflexAir Seats has been successfully tested according to M1 guidelines (UN R14) on Spacefloor®.

Quick facts

- M1 approved
- Easy to fold/unfold in one effortless movement
- Ergonomic and slimline design with high quality materials
- Minimal space for maximum comfort for wheelchair passengers
- Adjustable headrest allows unobstructed view
- Integrated 3-point seatbelt
- Available in multiple colours and upholstery

Product codes

401802	TriflexAIR fixed, left
401803	TriflexAIR fixed, right
401805	TriflexAIR folding, left
401806	TriflexAIR folding, right
401808	TriflexAIR folding leather, left
401807	TriflexAIR folding leather, right
401804	TriflexAIR folding Transit, left
401809	TriflexAIR folding Transit, right
401811	TriflexAIR mount block fixed
401812	TriflexAIR Leg
401813	TriflexAIR armrest, right
401814	TriflexAIR armrest, left
401815	TriflexAIR wheelarch bracket, kit 1
401816	TriflexAIR wheelarch bracket, kit 2
401817	TriflexAIR mount. kit wheelarch bridge

These seats are NOT stock items.

Delivery time is approximately 4-6 weeks.



U-Seat

Durable and versatile M1 seat for passenger transportation.



The U-Seat is a cost effective and versatile seat. Available in two versions, a discreet standard version in all black and a public version with highly visible details. We can also offer other fabrics and customer-unique solutions upon request.

It has ISOFIX anchor points for child safety seats as well as an integrated 3-point seatbelt.

The U-Seat is designed to stay nice and clean even after years of heavy usage. The leatherette upholstery is durable and will not absorb liquids. The back ABS shell provides good protection from scuffs and marks. Both materials can be easily wiped cleaned with a wet cloth.

To ensure a high level of safety the U-Seat comes tested and approved.

Quick facts

- Cost effective seat
- Standard and high visible public version available
- Tested and approved
- Optional armrest



Product codes

427569	U-Seat Standard fixed, left
427570	U-Seat Standard fixed, right
427571	U-Seat Standard reclining, left
427572	U-Seat Standard reclining, right
441431	U-Seat Standard fixed leatherette, left
441432	U-Seat Standard fixed leatherette, right
441433	U-Seat Standard recline leatherette, left
441434	U-Seat Standard recline leatherette, right

427426	U-Seat Public fixed, left
427427	U-Seat Public fixed, right
427428	U-Seat Public reclining, left
427429	U-Seat Public reclining, right

427430	U-Seat Armrest (one)
427431	Seat Legs, 280mm
402202	U-Seat mounting kit for Twinlock



Q'STRAIT®

Wheelchair and occupant restraints

Products to safely secure people and
mobility aids for transport.





The iQ Centre of Excellence

The iQ Centre aims to continually develop smart, technology-driven solutions for wheelchair passenger safety and accessibility.

HYGE™ CRASH SIMULATOR

- 5,000lbs Max Payload
- 60g of Max Acceleration
- 225,000lbs Peak Thrust Delivery
- 0-60mph in 0.1 sec.

PHANTOM R320S CAMERAS

- Captures images at up to 240,000 fps
- 1920x1200 HD resolution in full colour
- LED SunBlast™ lighting by Luminy
- Cameras run at 1000fps

FULL VEHICLE (SBA) ANCHORAGE TEST SYSTEM

- Capable of accommodating test vehicles of up to 7.5 metres in length
- Typically delivers a static pull force in excess of 6 tonnes
- Servo Electric linear actuators allow clean, silent, precise and highly controllable test configurations
- Super light synthetic chain made of high resistance fibres
- Real time controller with specific ECE R14 advanced control strategies for improved accurate control

CRASH TEST DUMMIES

- Humanetics Hybrid III 50th Percentile Male
- 124 sensor channel capability
- Joint articulation accurately mimicking human behaviour
- Design evolution since 1976

DATA ACQUISITION MICRO

- 42mm Cube Small Footprint
- 5,000g Max Acceleration:
- Low Mass and Power Efficient
- Modular System up to 384 channels

DEDICATED FACILITY

- 6,000 square-foot structure
- iQ Customer Lounge with viewing station
- A team of highly specialized development engineers and technologists

Floor anchorage options

Floor anchorages allow our retractors to be directly mounted to the vehicle floor, seat legs or barriers.



L-Track (PLI)

For applications that use Spacefloor® LX, L-Track or L-Pocket anchorages, QRT retractors include our patented Positive Lock Indicator (PLI) that clearly indicates when the fitting is locked in the anchorage.



Slide 'N Click (SNC)

For applications that use Slide 'N Click anchorages, QRT retractors feature a single-bolt SNC assembly and plunger that features a full 360° rotation, eliminating anchorage alignment guesswork.



Image showing the QRT Max retractors with Slide 'N Click floor anchorage.



QRT Retractors

Enable quick and effective securing of a wheelchair.



Image showing the QRT Deluxe retractor with PLI fitting.

- Q8-6200-SC** QRT Deluxe (SNC)
- Q8-6200-L** QRT Deluxe (PLI)

QRT-1 Series

The industry benchmark.

The original 4-point wheelchair securement system, QRT-1 Series retractors defined the way passenger safety devices are designed and tested.

With a range of 3 different options to fit every need: Standard, Deluxe and Max.



Image showing the QRT-350 retractor with PLI fitting.

- Q011023** QRT-350 (SNC)
- Q011013** QRT-350 (PLI)

QRT-350

Securing wheelchairs up to 150 kg.

Stronger than any previous retractors, the QRT 350E utilises innovative energy management designs and material technologies to deliver a groundbreaking rating of 150 kg.



Image showing the QRT-550 RH retractor with PLI fitting.

- Q011031 LH / Q011041 RH** QRT-550 (SNC)
- Q011011 LH / Q011021 RH** QRT-550 (PLI)

QRT-550

Securing wheelchairs up to 200 kg.

Stronger than any previous retractors, the QRT 550E utilises innovative energy management designs and material technologies to deliver a groundbreaking rating of 200 kg.



Additional securement

Other types of wheelchair securement solutions.



Image showing M-Series belts.
M-201-L30 Manual belts

M-Series

Manual securement belts.

The M-Series is an economical manual securement system to help meet minimum specifications and cost-conscious budgets without sacrificing safety.



Image showing QER 4000 electrical retractor with metal cover.

QER-4000-CVR	QER 4000, 4m with metal cover (pair)
QER-4000-CVR-P	QER 4000, 4m with plastic cover (pair)
QER-3200-CVR	QER 4000, 3.2m with metal cover (pair)
QER-3200-CVR-P	QER 4000, 3.2m with plastic cover (pair)
QER-2800-CVR	QER 4000, 2.8m with metal cover (pair)
QER-2800-CVR-P	QER 4000, 2.8m with plastic cover (pair)

QER 4000

Electrical locking retractor.

The QER SERIES is the world's first 4m Front Electrical Locking Retractor. Electric retractors are controlled directly through the vehicle's electrical system and can be used as front tie downs where there is limited space for an operator to complete securement.

Available in three lengths: 4m, 3.2m and 2.8m.



Image showing INQLINE electrical retractor.
Q-84030 INQLINE

INQLINE

Integrated winch & retractor all-in-one.

INQLINE Securement is a fully tested, fully-integrated, heavy-duty winch and restraint system that features dual automatic retractors that double as front tie-downs.

The design is the first steerable system, finally allowing full control to get your passenger into position without the usual shoves, snags, back-injuries or high liability potential of overruns associated with winches.

Learn more at www.qstraint.com



Contact Q'Straint to order these products

Occupant belts

Belts to secure a person travelling seated in a wheelchair.



Q8-6326-A1

Retractable Lap and Shoulder Belt Combination

Integrated retractable lap & shoulder belt combination with triangular fittings to attach lap belt to stud on rear wheelchair tie-down retractor assemblies.

Q8-6326-A1 (bolted)
Q8-6326-A1-T (PLI)

NOTE! There are more variants available.

Contact Q'Straint for more help.



Double Inertia Belt

Complete dual retractor kit for tight spaces.

The Double Inertia Occupant Belt is comprised of dual occupant retractors and a separate vehicle anchorage point for securing wheelchairs in both small and large cutaway vans. It is frequently used in Community Transport vehicles across Europe and other areas throughout the world.

AL600500HA-Q



QLK®

Personal wheelchair docking system.



The QLK is an advanced wheelchair docking system for those who want to drive their vehicle or quickly secure their wheelchair with a single-point system. It is easy to use, highly secure, and provides more features and functionality than any other system on the market.

While fitting nearly all types of wheelchairs, the QLK offers a complete and market-leading line-up of exclusive wheelchair brackets. The next step in securing wheelchairs to drive independently.

The QLK was designed to work simply, function intelligently, and look beautiful.

Quick facts

- Slim and flexible dash control
- Heat treated steel
- Low profile dome head bolt
- Advanced stabiliser

Product code

Q04S153 QLK



Contact Q'STRAIT

Please contact Q'STRAIT if you have any questions about their products and orders.

Phone: +44 (0)1227 773035

E-mail: sales@qstraint.co.uk

Opening hours (BST/GMT)

Monday - Thursday 8:00 - 17:00

Friday 8:00 - 14:30

Learn more at www.qstraint.com/qlk



Contact Q'Strait to order this product

Kits with QRT Deluxe retractors

Combinations of wheelchair and occupant restraints.



Q-8101-L

- 4 x QRT Deluxe Retractors w/PLI (Q8-6200-L)



Q-8100-A-L

- 4 x QRT Deluxe Retractors w/PLI (Q8-6200-L)
- 1 x Manual Lap & Shoulder Belt (Q8-6325-A)



Q-8100-A1-L

- 4 x QRT Deluxe Retractors w/PLI (Q8-6200-L)
- 1 x Retractable Lap & Shoulder Belt Combo (Q8-6326-A1)



Q-8101-SC

- 4 x QRT Deluxe Retractors w/SNC (Q8-6200-SC)



Q-8100-A-SC

- 4 x QRT Deluxe Retractors w/SNC (Q8-6200-SC)
- 1 x Manual Lap & Shoulder Belt (Q8-6325-A)



Q-8100-A1-SC

- 4 x QRT Deluxe Retractors w/SNC (Q8-6200-SC)
- 1 x Retractable Lap & Shoulder Belt Combo (Q8-6326-A1)



Kits with double inertia reels

Combinations of wheelchair and occupant restraints.



QE-9180

- (1) 3 Point Double Inertia reel, stalk and upper anchorage shoulder strap with track fitting for cant rail (AL600500HA-Q)
- (4) M-Series front/rear manual belt with over-center buckle (ML-110-111-C)



QE-4562

- (1) 3 Point Double Inertia reel, stalk and upper anchorage shoulder strap with track fitting for cant rail (AL600500HA-Q)
- (4) QRT-Deluxe retractors (Front & Rear wheelchair tie-downs (Q8-6200-L)



QE-4561

- (1) 3 Point Double Inertia reel, stalk and upper anchorage shoulder strap with track fitting for cant rail (AL600500HA-Q)
- (2) QRT-Deluxe retractors (Front wheelchair tie-downs (Q8-6200-L)
- (2) QRT-350 retractors (Rear wheelchair tie-downs (Q011013)





QE-9289

- (1) 3 Point Double Inertia reel, stalk and upper anchorage shoulder strap with track fitting for cant rail (AL600500HA-Q)
- (2) QRT-Deluxe retractors (Front wheelchair tie-downs) (Q8-6200-L)
- (1) QRT-550 retractor LH (Rear wheelchair tie-down) (Q011011)
- (1) QRT-550 retractors RH (Rear wheelchair tie-down) (Q011021)



QE-4552

- (1) 3 Point Double Inertia reel, stalk and upper anchorage shoulder strap with track fitting for cant rail (AL600500HA-Q)
- (2) QRT-Deluxe retractors (Front wheelchair tie-downs) (Q8-6200-L)
- (1) QRT-550 retractor LH (Rear wheelchair tie-downs) (Q011011)
- (1) QRT-550 retractors RH (Rear wheelchair tie-downs) (Q011021)
- (1) Wall storage pouch (Q5-8522)

Contact Q'STRAIT

Please contact Q'STRAIT if you have any questions about their products and orders.

Phone: +44 (0)1227 773035

E-mail: sales@qstraint.co.uk

Opening hours (BST/GMT)

Monday - Thursday 8:00 - 17:00

Friday 8:00 - 14:30



Ramps

Ramps that can help a person to comfortably and safely enter a vehicle while seated in a wheelchair.



Manufactured by FEAL

iRamp Vehicle

High quality wheelchair ramps for vehicle installation.



 **Vehicle specific mounting brackets available**
braunability.eu/vehicles

iRamp Vehicle is a Swedish made high-quality ramp. Its lightweight minimalist design with many features makes operation and usage easy for all. The perforations in the mesh let through snow, rain and dirt keeping the inside of your vehicle as clean as possible. When stowed, the same perforations give you a good rearview visibility in the vehicle.

The platform surface features excellent slip resistance and is capable of supporting up to 400 kg or 600 kg for the commercial version. At the summit of the ramp, the patented transition plate smooths out any differences in height.

Quick facts

- Articulated transition plate
- Seamless transfer on and off the mesh
- Anti-slip surface
- Up to 600 kg loading capacity
- Ergonomic operation
- Safety straps included
- Designed and manufactured in Sweden

Specifications

MATERIAL Aluminium

NOTE! The iRamp Vehicle is permanently installed in the vehicle.

Adapter plate

For installation in standard flooring.

427780 Universal adapter plate



Turnable mounting plate

Enables turning the ramp into the vehicle when not in use.

- 427753** Turnable plate, left (82cm)
- 427754** Turnable plate, right (82cm)
- 427822** Turnable plate, left (90cm)
- 427823** Turnable plate, right (90cm)

Quick-release mount

Quick-release mount for iRamp Vehicle. (requires a spanner to use)

427755 QR mount (IRV)

iRamp Vehicle

Dimensions and models



2-part ramps

		Platform length	Platform width	Height folded	Ramp width	Depth	Max load	Weight
820mm platform width								
427752	IRV162-820	1600	820	961	965	241	400	26
427720	IRV182-820	1800	820	1061	965	241	400	28
427721	IRV202-820	2000	820	1161	965	241	400	30
427722	IRV222-820	2200	820	1261	965	241	400	32
427723	IRV242-820	2400	820	1361	965	241	400	33
427724	IRV262-820	2600	820	1461	965	241	400	35
427725	IRV282-820	2800	820	1561	965	241	400	39
900mm platform width								
427557	IRV162	1600	900	961	1045	241	400	29
427558	IRV182	1800	900	1061	1045	241	400	31
427559	IRV202	2000	900	1161	1045	241	400	33
427560	IRV222	2200	900	1261	1045	241	400	35
427561	IRV242	2400	900	1361	1045	241	400	36
427562	IRV262	2600	900	1461	1045	241	400	38
427563	IRV282	2800	900	1561	1045	241	400	41


All weights and dimensions are given in kilograms and millimeters, and for reference only.



3-part ramps

		Platform length	Platform width	Height folded	Ramp width	Depth	Max load	Weight
820mm platform width								
427726	IRV253-820	2485	820	961	965	320	400	35
427727	IRV283-820	2785	820	1061	965	320	400	38
427728	IRV313-820	3085	820	1161	965	320	400	41
427729	IRV343-820	3385	820	1261	965	320	400	43
427730	IRV373-820	3685	820	1361	965	320	400	46
427731	IRV403-820	3985	820	1461	965	320	400	48
427732	IRV433-820	4285	820	1561	965	320	400	52
900mm platform width								
427733	IRV253	2485	900	961	1045	320	400	39
427734	IRV283	2785	900	1061	1045	320	400	42
427735	IRV313	3085	900	1161	1045	320	400	46
427736	IRV343	3385	900	1261	1045	320	400	48
427737	IRV373	3685	900	1361	1045	320	400	51
427738	IRV403	3985	900	1461	1045	320	400	54
427739	IRV433	4285	900	1561	1045	320	400	58

All weights and dimensions are given in kilograms and millimeters, and for reference only.



Standard mesh



Tight mesh (TM)

Commercial 2-part ramps

		Platform length	Platform width	Height folded	Ramp width	Depth	Max load	Weight
820mm platform width - TM for tight mesh								
427740	IRV 202-820P	2000	820	1161	965	241	600	31
427742	IRV 242-820P	2400	820	1361	965	241	600	34
427744	IRV 282-820P	2800	820	1561	965	241	600	40
427741	IRV 202-820PTM	2000	820	1161	965	241	600	32
427743	IRV 242-820PTM	2400	820	1361	965	241	600	36
427745	IRV 282-820PTM	2800	820	1561	965	241	600	43
900mm platform width - TM for tight mesh								
427746	IRV 202P	2000	900	1161	1045	241	600	34
427566	IRV 242P	2400	900	1361	1045	241	600	37
427748	IRV 282P	2800	900	1561	1045	241	600	42
427747	IRV202PTM	2000	900	1161	1045	241	600	35
427564	IRV242PTM	2400	900	1361	1045	241	600	39
427749	IRV282PTM	2800	900	1561	1045	241	600	45

All weights and dimensions are given in kilograms and millimeters, and for reference only.

Manufactured by FEAL

Portable ramps

Lightweight and durable portable wheelchair ramps.



Fixed, folding or telescopic. Our portable ramps are available in a variety of different shapes and sizes. They're easy to bring along on trips or to places that do not have fixed ramps. Features include handles that retract effortlessly, simple locks that you can open and close in one easy step, and superior slip resistance.

All of our portable ramps have a side profile of 52 mm in height, except FL 110, FL 150 and FL 200, which have a 35 mm side profile. In these, the side profile also functions as a handle.

Quick facts

- Anti-slip surface
- High loading capacity
- Designed and manufactured in Sweden

Specifications

MATERIAL Aluminium


NOTE! All portable ramps are sold per 1 piece. You have to order 2 pieces to get a pair of ramps.

iRamp Portable

iRamp Portable is a ramp which folds lengthways. It provides a full surface required for electric wheelchairs and three-wheeled scooters. It is very lightweight, made from a durable material and is capable of supporting heavy loads. The iRamps are only 5.5 cm thick when folded up.

Quick facts

- Full surface
- High loading capacity
- Lightweight and mobile
- Designed and manufactured in Sweden
- 3 years warranty



iRamp Portable		Length	Internal width	Recommended max height	Max load	Weight
102985	IRP50	52	76	10	400	3.8
102986	IRP90	92	76	18	400	6.5
102987	IRP120	116	76	24	400	8.7
103825	IRP150	150	76	31	400	10
102988	IRP170	167	76	34	400	12.5
102989	IRP200	200	76	40	400	14.7

All weights and dimensions are given in kilograms and centimetres, and for reference only.

Fixed

		Length	Recommended max height	Internal width	Max load/pcs	Weight/pcs
102195	X 50	55	10	21	200	1.5
102196	X 100	116	20	21	200	3.1
102420	XW 100	106	20	27	200	3.5

All weights and dimensions are given in kilograms and centimetres, and for reference only.

**Folding**

		Length	Length folded	Internal width	Recommended max height	Max load/pcs	Weight/pcs
101057	F 110	110	57	21	20	200	3.8
101058	F 150	150	76	21	30	200	4.9
101007	F 200	200	101	21	40	150	6.3
102863	FL* 110	110	56	18	20	200	2.3
102864	FL* 150	150	76	18	30	200	3.4
102865	FL* 200	200	101	18	40	150	6

All weights and dimensions are given in kilograms and centimetres, and for reference only.
*FL = low side profiles without handles

**Telescopic**

		Min. length	Max length	Internal width	Recommended max height	Max load/pcs	Weight/pcs
102983	T 90	58	90	19	20	200	2.8
102984	T 120	75	119	19	25	200	3.7
101062	T 200	116	202	19	40	150	5.6
101060	T 200-3	87	199	17	40	150	6.5
415680	T 300	116	288	17	60	125	8.2

All weights and dimensions are given in kilograms and centimetres, and for reference only.

**Folding telescopic**

		Length	Length folded	Internal width	Recommended max height	Max load/pcs	Weight/pcs
102422	FTW 200	205	77	25	40	150	8.3
102423	FTW 300	295	107	25	60	125	11.4
102418	FT 200	201	76	19	40	150	6.8
102419	FT 300	276	101	19	60	125	8.6

All weights and dimensions are given in kilograms and centimetres, and for reference only.

**Anyramp**

		Length	Length folded	Inside width	Max load	Weight
104012	VR 10	100	52	82	400	11
102875	VR 16	160	85	82	400	18
102876	VR 20	200	105	82	400	21
102877	VR 25	250	130	82	400	25
103502	VR 28	280	145	82	400	29

All weights and dimensions are given in kilograms and centimetres, and for reference only.



www.braunability.eu

EUROPEAN HQ

BraunAbility Europe

Åkerivägen 7
S-443 61 Stenkullen
Sweden
Phone: +46 302 254 00
E-mail: sales@braunability.eu

Q'Straint Europe

72-76 John Wilson Business Park
Kent, Whitstable, CT5 3QT
United Kingdom
Phone: +44 (0)1227 773035
E-mail: sales@qstraint.co.uk