



KLAXON[®]

The art of moving



INDEX

01.ABOUT OUR MISSION

- P.02 ABOUT KLAXON MOBILITY
- P.04 KCLICK CENTRAL LINKING SYSTEM
- P.06 STANDARD EQUIPMENT
- P.08 DRIVE CUSTOMIZATION
- P.10 TECHNOLOGY, SAFETY & DRIVING ASSISTANCE
- P.12 COCKPIT STANDARD
- P.13 COCKPIT TETRA

02.PRODUCTS

- P.16 KCLICK LIGHT
- P.18 KCLICK ELECTRIC
- P.20 KCLICK SCRAMBLER
- P.22 KCLICK POWER
- P.24 KCLICK RACE
- P.26 KCLICK POWER PLUS
- P.28 KCLICK MONSTER

03.ACCESSORIES

- P.32 ACCESSORIES FOR DRIVING
- P.34 HIGH-VISIBILITY NIGHT DESIGN
- P.36 BAGS
- P.38 ACCESSORIES
- P.40 TYRES
- P.42 COMPARATIVE TABLE

ABOUT OUR MISSION


Klaxon designs mobility aids for everyday use, considering the needs and characteristics of all wheelchair users, dedicating attention and professionalism to every stage of development and production down to the smallest details, and testing every single product thoroughly to guarantee quality and safety.

THE ART OF MOVING



KLICK CENTRAL LINKING SYSTEM





Standard Linking System (Worldwide patent)



Tetra Linking System (Worldwide patent)

The Klaxon design embraces ease of use. The connection of the device to the wheelchair is a simple and quick operation, even for individuals with limited upper limb mobility. The Klick can be disassembled into three parts to easily store it and minimize the space taken up during transport.

With just one 'click' and minimal effort, the Klaxon® linking system transforms a manual wheelchair into a motorized one. The linking can also be fully automated via driving controls. For all fixed and foldable wheelchairs, the linking system can be easily removed or folded down. The installation does not require any permanent modification to the wheelchair. The self-adaptive stand is easily removable for maximum comfort during the linking and parking stages. The 'Tetra' version is available.



Video



STANDARD EQUIPMENT



1. The stand automatically adapts to the user's wheelchair and does not require manual adjustment during linking or parking, as it will already be in position. For car, plane, or train transport, it can be easily removed with a simple press.



2. The Klicik has parking brakes located on the brake levers.



4. The stability during parking and during the linking of the Klicik to the wheelchair is facilitated by a lever that adjusts steering stiffness.



3. Klicik models are equipped with dual-calliper disc brakes. *(1).



5. Multifunction display



6. USB Port



DRIVE CUSTOMIZATION



Customizing the driving experience and performance of the Klick is simple and intuitive. The user can customize the drive parameters and decide whether to activate or deactivate certain features ^{*(1)} without the help of a specialized technician. All they need to do is enter the display menu via the keypad and modify the various parameters.

The high-visibility colour LCD display is the system's core, showing all travel information, including the remaining battery life and distance. At any time, you can use the menu to customize the drive and electronic assistance parameters.

E Braking Lv	To adjust the intensity of the regenerative electronic braking across 10 levels or disable it
Acceleration Lv	To adjust the acceleration intensity across 10 levels
Motor Brake Lv	To adjust the intensity of the electronic braking up to 10 levels
Reverse gear speed	To adjust the maximum speed in reverse
Battery Size	To select the battery type in use to receive accurate information on charge status and range
Auto light	To manage the manual or automatic headlight activation
Speed limit	To adjust the maximum speed according to the country's limits
Trip reset	To reset the km or Mi trip
Select Km/h or Mph	To display the data in the preferred unit
Password On or Off	To protect the Klick
Reverse sound alarm	To activate or deactivate the reverse sound alarm
Serial number	To display the serial number of the Klick device
Software release	To display the installed software version of the Klick
Error history	To display any operating errors of the Klick

^{*(1)} refer to the Klick model and its standard features.



TECHNOLOGY, SAFETY & DRIVING ASSISTANCE

Safety

Klaxon puts safety first and has developed specific control electronics with certified software according to the IEC62304 standard for medical devices. All Klaxon devices have passed strict life-cycle fatigue tests. All Klaxon devices have obtained the TÜV EN12184 certification – CE and FDA approved.

Multiple configurations and customizable electronics

All Klaxon Klick devices ^{*(1)} are equipped with special electronic controls that assist and facilitate driving. Users can manage these controls to determine usage and assistance levels.

MDC - Motion Direct Control



The MDC system is available in all Klick models ^{*(1)}, and allows electronic acceleration and braking using only the throttle lever, giving the user total control over the device while ensuring safety in all situations. From the display menu you can activate or deactivate the feature and adjust the braking and acceleration intensity across 10 levels.

EBS - Electronic Brake System



Available in all Klick models ^{*(1)}, the EBS allows electronic braking via the dedicated button or simply by lightly pressing the brake lever. The mechanical brake can always be activated by pressing the lever further. EBS technology recovers energy during braking to recharge the battery. With EBS, comfort and safety are guaranteed. The system will assist you in complete safety in all circumstances and driving conditions thanks to progressive braking even on smooth or slippery surfaces. The EBS braking assistance is customizable across 10 levels and can be deactivated.

ISC - Intelligent Speed Control



The ISC system is available in all Klick models ^{*(1)} and allows you to set the desired cruise control speed, maintaining it automatically both uphill and downhill. Perfect for long distances and an even more comfortable ride.

HHC - Hill Holder Control




The HHC system is optional. It assists the driver during brief stops on slopes and during restarts. The feature, which can be activated by the user via the keypad, automatically keeps the wheelchair braked both uphill and downhill whenever the speed drops below 1 km/h. Restarting on a hill will be extremely easy because the user will no longer have to coordinate the brake and accelerator and will no longer need to activate the parking brakes of the Klick or wheelchair.



COCKPIT STANDARD

The ergonomics of the standard handlebar is designed to facilitate the user during driving and the linking and unlinking of the device from the wheelchair. The controls are easy to access and intuitive. Complete control of the features is at the user's fingertips, thanks to the multifunction digital keypad, which also provides direct access to all the functions of the display menu.



COCKPIT TETRA

The tetra cockpit allows users to accelerate and brake by simply pressing the handlebar. Driving is easy and intuitive, even for people with reduced motor skills. You can enable electronic braking when releasing the handlebar and adjust its intensity and also use this accessory with the HHC «Hill Holder» feature, developed to assist the user when restarting on hills. A complete range of 'TETRA' accessories allows for maximum customization of the system.



PRODUCTS

(1) KLICK LIGHT



(2) KLICK ELECTRIC



(3) KLICK SCRAMBLER



THE ART OF MOVING

(4) KLICK POWER



(5) KLICK RACE



(6) KLICK POWER PLUS



(7) KLICK MONSTER

KLICK LIGHT

The lightest motor in the entire Klaxon Klick range, an ideal companion for your travels. Don't be fooled by its size. Thanks to its 750W motor and 12" wheel, inclines will never be an issue. This model comes standard with a straight, compact handlebar. Also comes standard with the electronic driving assistance systems MDC, EBS, IBS.



Technical characteristics



Motor	Brushless 750W
Wheel diameter	12 Inch/ 312mm
Torque	45Nm
Weight	8,8 Kg
Range *(1)	60/30/15 km
Max Speed *(2)	20Km/h
Self-adapting stand	Standard
Customizable driving parameters	Standard
Mechanical brakes	N°1/160mm disc/1 calliper
MDC - Motion Direct Control	Standard
EBS - Electronic Brake System	Standard
ISC - Intelligent Speed Control	Standard
Reverse gear	Standard
HHC «Hill Holder»	Optional
Standard tyre	12/2.125
LED headlight	Optional

*(1) The range depends on the type of battery installed. The indicated values refer to tests conducted on flat ground at a speed of 10 km/h with a user weight of 75 kg.
*(2) The indicated speed is the maximum speed of the device, but please check the legal limits in the country of use.

Recommended accessories



Standard, straight and compact handlebar



LED headlight



HHC



KLICK ELECTRIC

The little brother of the Klick Power, but with basic electronic equipment (non-upgradable). It will accompany you in your everyday life thanks to Klaxon's quality. Comes standard with 14/2.125 narrow tyre, but other tyre options are always available.



Technical characteristics



Motor	Brushless 750W
Wheel diameter	14 Inch/ 363mm
Torque	50Nm
Weight	10,2 Kg
Range *(1)	60/30/15 km
Max Speed *(2)	20Km/h
Self-adapting stand	Standard
Customizable driving parameters	Standard
Mechanical brakes	N°1/160mm disc/2 callipers
MDC - Motion Direct Control	Not available
EBS - Electronic Brake System	Not available
ISC / Intelligent Speed Control	Not available
Reverse gear	Standard
HHC «Hill Holder»	Not available
Standard tyre	Allroad 14/2.125 (L55mm)
LED headlight	Optional

*(1) The range depends on the type of battery installed. The indicated values refer to tests conducted on flat ground at a speed of 10 km/h with a user weight of 75 kg.
*(2) The indicated speed is the maximum speed of the device, but please check the legal limits in the country of use.

Recommended accessories





KLICK SCRAMBLER

The essence of sportiness. Thanks to its powerful high-performance motor, you can tackle any route, and, thanks to the all-road tyre with extra-large 80mm footprint, always have maximum traction in all conditions and on inclines. Comes standard with 300/8 wide-section all-road tyre and electronic driving assistance systems MDC, EBS, IBS.



Technical characteristics



13,3 Inch



11,8 Kg



48V



60Km*(1)



MDC



EBS



ISC



HHC

Motor	Brushless 750W
Wheel diameter	13.3 Inch/340mm W.80mm HT
Torque	65 Nm
Weight	11,8 Kg
Range *(1)	60/30/15 km
Max Speed *(2)	20Km/h
Self-adapting stand	Standard
Customizable driving parameters	Standard
Mechanical brakes	N°1/160mm disc/1 callipers
MDC - Motion Direct Control	Standard
EBS - Electronic Brake System	Standard
ISC / Intelligent Speed Control	Standard
Reverse gear	Standard
HHC «Hill Holder»	Optional
Standard tyre	Off-road 300/8 (W 80 mm)
LED headlight	Optional

*(1) The range depends on the type of battery installed. The indicated values refer to tests conducted on flat ground at a speed of 10 km/h with a user weight of 75 kg.
*(2) The indicated speed is the maximum speed of the device, but please check the legal limits in the country of use.

Recommended accessories









HT Motard 300/8 tyre

Double piston hydraulic brake kit

HHC



KLICK POWER

The ideal companion for any condition thanks to the right balance between weight and power. Lightness is its strong point. It can be paired with various types of tyres to adapt to any need. Comes standard with 14/2.50 wide-section tyre and electronic driving assistance systems MDC, EBS, IBS.



Technical characteristics



Motor	Brushless 750W
Wheel diameter	14 Inch/ 363mm
Torque	50Nm
Weight	10,4 Kg
Range *(1)	60/30/15 km
Max Speed *(2)	20Km/h
Self-adapting stand	Standard
Customizable driving parameters	Standard
Mechanical brakes	N°1/160mm disc/1 callipers
MDC - Motion Direct Control	Standard
EBS - Electronic Brake System	Standard
ISC / Intelligent Speed Control	Standard
Reverse gear	Standard
HHC «Hill Holder»	Optional
Standard tyre	Allroad 14/2.50 (L60mm)
LED headlight	Optional

*(1) The range depends on the type of battery installed. The indicated values refer to tests conducted on flat ground at a speed of 10 km/h with a user weight of 75 kg.
*(2) The indicated speed is the maximum speed of the device, but please check the legal limits in the country of use.

Recommended accessories





KLICK RACE

For those seeking maximum comfort and silence while driving together with top performance, power, and uphill traction. It can be paired with various types of tyres to adapt to any need. Comes standard with 14/2.50 wide-section tyre and electronic driving assistance systems MDC, EBS, IBS, HHC.



Technical characteristics



Motor	Brushless 1500W Gearless
Wheel diameter	14 Inch/ 363mm
Torque	50Nm
Weight	13,2 Kg
Range *(1)	60/30/15 km
Max Speed *(2)	20Km/h
Self-adapting stand	Standard
Customizable driving parameters	Standard
Mechanical brakes	N°1/160mm disc/2 callipers
MDC - Motion Direct Control	Standard
EBS - Electronic Brake System	Standard
ISC / Intelligent Speed Control	Standard
Reverse gear	Standard
HHC «Hill Holder»	Optional
Standard tyre	Allroad 14/2.50 (L60mm)
LED headlight	Optional

*(1) The range depends on the type of battery installed. The indicated values refer to tests conducted on flat ground at a speed of 10 km/h with a user weight of 75 kg.
*(2) The indicated speed is the maximum speed of the device, but please check the legal limits in the country of use.

Recommended accessories





KLICK POWER PLUS

Designed for those who cover long distances. The large wheel ensures maximum comfort on uneven city terrains, even at high speeds and over long distances. Great driving force thanks to the engine with integrated reducer, perfect for handling any slope. Comes standard with 14/2.50 wide-section tyre and electronic driving assistance systems MDC, EBS, IBS.



Technical characteristics



Motor	Brushless 750 W
Wheel diameter	16 Inch/ 408mm
Torque	55Nm
Weight	10,6 Kg
Range *(1)	60/30/15 km
Max Speed *(2)	20Km/h
Self-adapting stand	Standard
Customizable driving parameters	Standard
Mechanical brakes	N°1/160mm disc/1 callipers
MDC - Motion Direct Control	Standard
EBS - Electronic Brake System	Standard
ISC / Intelligent Speed Control	Standard
Reverse gear	Standard
HHC «Hill Holder»	Optional
Standard tyre	Allroad 16/2.50 (L60mm)
LED headlight	Optional

*(1) The range depends on the type of battery installed. The indicated values refer to tests conducted on flat ground at a speed of 10 km/h with a user weight of 75 kg.
*(2) The indicated speed is the maximum speed of the device, but please check the legal limits in the country of use.

Recommended accessories



Hydraulic brake calliper kit

LED headlight

HHC



KLICK MONSTER

For those who want to overcome every limit by tackling very rough terrain with maximum comfort. Paired with Fat tyres, installed on the wheelchair, it's unmatched for off-road use. Comes standard with electronic driving assistance systems MDC, EBS, IBS.



Technical characteristics



Motor	Brushless 1500W
Wheel diameter	20 Inch/ 560mm
Torque	50Nm
Weight	10,6 Kg
Range *(1)	60/30/15 km
Max Speed *(2)	20Km/h
Self-adapting stand	Standard
Customizable driving parameters	Standard
Mechanical brakes	N°1/160mm disc/2 callipers
MDC - Motion Direct Control	Standard
EBS - Electronic Brake System	Standard
ISC / Intelligent Speed Control	Standard
Reverse gear	Standard
HHC «Hill Holder»	Optional
Standard tyre	Off road 20/40 - L95mm
LED headlight	Optional

*(1) The range depends on the type of battery installed. The indicated values refer to tests conducted on flat ground at a speed of 10 km/h with a user weight of 75 kg.
*(2) The indicated speed is the maximum speed of the device, but please check the legal limits in the country of use.

Recommended accessories



FAT wheel kit

High-visibility design









ACCESSORIES







The Klick can be customized thanks to a whole range of accessories specifically designed to adapt to the specific driving needs of each user, or more simply to make your Klick unique.

THE ART OF MOVING



ACCESSORIES FOR DRIVING

Tetra handlebar		
Straight handlebar Very compact, gives your Klick a sporty look and stance.		
Handlebar extension Ideal for those who prefer to have the handlebar closer to their body. Extension from a minimum of 165 mm to a maximum of 237 mm. Supplied with brake cable kit.		
Handlebar ends They facilitate handlebar grip and control during manoeuvres.		

<p>Brace for Tetra handle</p> <p>Allows you to mount the various handles available in the catalogue on the handlebar.</p>		
<p>Tetra vertical handle</p>		
<p>Tetra vertical handle</p>		
<p>Tetra tripod handle</p>		

ACCESSORIES

HIGH-VISIBILITY NIGHT DESIGN

High-visibility Klaxon designs

Made of high-visibility 3M Reflex material for enhanced safety during night driving. Available in a single-color version with front design or in five colours (Red-Yellow-Fuchsia-Cyan-Blue).





ACCESSORIES - BAGS

Front Shopping Bag

Inspired by the motorcycling world, the Klaxon bag is perfect for carrying your purchases or for your adventures, 'Easy Rider' style.



Shopping Bag Frame

Allows you to attach shopping bags to your Klick.



Side Shopping Bag

Inspired by the motorcycling world, the Klaxon bag is the ideal complement to the front bag, for a total biker look! Available for the left and right sides.



Complete Shopping Bag Kit



Basket Attachment Kit

The frame, included in this kit, allows you to attach your basket to the Klick.

**Basket**

For everyday shopping or to comfortably carry what you need. Available in the 10- or 16-liter size.

**Flybag**

A wheeled travel bag, custom designed to comfortably contain and transport your Klick (excluding the Monster).



ACCESSORIES

Lateral Linking System

For specific applications where lateral linking to the wheelchair is required, a system is available that allows for the connection and removal of the Klick in just a few seconds. Electronically assisted linking is possible for this one too.



Rearview Mirror

Adaptable to all handlebars



LED headlight

provided with mounting bracket.



Red Rear Light

The red rear light is a part of the safety kit to be installed on the Klick.



Additional weights

(2 + 2 Kg) Ideal for increasing traction on the ground.

**FAT wheel kit**










For the wheelchair

**Battery with handle**

Replaces the key lock and makes it easier to remove the battery from the device.



ACCESSORIES - TYRES

KLICK LIGHT	12/2.125 (L55mm) 	KLICK SCRAMBLER	ALLROAD HT 13,3/300-8 (L80mm) 	MOTARD HT 13,3/300-8 (L80mm) 	
KLICK ELECTRIC KLICK POWER KLICK RACE	ALLROAD 14/2.125 (L55mm) 	ALLROAD 14/2.50 (L60mm) 	ENDURO 14/2.125 (L55mm) 	CROSS 2.5 x 10*(2) (L63mm) 	
KLICK POWER PLUS	ALLROAD 16/250 (L60mm) 	KLICK MONSTER	ALLROAD 20/40 (L95mm) 		

Hydraulic brake calliper kit

The double piston hydraulic brake calliper provides greater progression and braking control. Check the models that support this accessory.



COMPARATIVE TABLE

		Klick Light	Klick Electric	Klick Scrambler	Klick Power	Klick Race	Klick Power Plus	Klick Monster
General	Motor	Brushless 750W with epicyclic reducer	Brushless 750W with epicyclic reducer	Brushless 750W/HP (Hight Performance)	Brushless 750W with epicyclic reducer	Brushless 1500W	Brushless 750W/HP (Hight Performance)	Brushless 1500W
	Torque	45Nm	50Nm	65Nm	50Nm	50Nm	60Nm	50Nm
	Weight *(3)	8,8 kg	10,2 Kg	11,8 Kg	10,4 Kg	13,2 Kg	10,6 Kg	15,3 Kg
	Materials: Frame / Fork / Wheel Rim	Aluminium	Aluminium	Aluminium	Aluminium	Aluminium	Aluminium	Aluminum/Steel/Aluminum
	Wheel Diameter *(5)	12 Inch / 312mm	14 Inch / 363mm	13,3 Inch / 340mm	14 Inch / 363mm	14 Inch / 363 mm	16 Inch / 408mm	20 Inch / 560mm
Battery	Lithium-ion battery with automatic Over Voltage protection*(1)	48V x 11,6 Ah, 528 Wh, Weight 3,1 Kg. Autonomy 45/50km						
	Lithium-ion battery with automatic Over Voltage protection*(1)	48V x 5,8 Ah, 280 Wh, Weight 2,0 Kg Autonomy 20/25 Km						
	Lithium-ion battery with automatic Over Voltage protection*(1)	48V x 2,9 Ah, 140 Wh, Weight 1,4 Kg Autonomy 14/12 /Km						
Tyre	Standard tyre	Allroad 12 (L55mm)	Allroad 14/2.125 (L55mm)	Allroad 300/8 (L80mm)	Allroad 14/2.50 (L60mm)	Allroad 14/2.50 (L60mm)	Allroad 16/2.125 L.60mm)	Off Road 20/40 (L95mm)
	Tyre optional		Allroad 14/2.50 (L60mm)	Motard 300/8 (L80mm)	Enduro 14/2.125 (L55mm)	Enduro 14/2.125 (L55mm)		
	Tyre optional		Enduro 14/2.125 (L55mm)		Cross 2.5x10*(2) (L63mm)	Cross 2.5x10*(2) (L63mm)		
	Tyre optional		Cross 2.5x10*(2) (L63mm)		Allroad 14/2.125 (L55mm)	Allroad 14/2.125 (L55mm)		
Brake	Disc brake with mechanical caliper	Standard single brake caliper	Standard:double caliper	Standard:double caliper	Standard:double caliper	Standard:double caliper	Standard:double caliper	Standard:double caliper
	Disc brake with double piston hydraulic caliper	Optional	Optional	Optional	Optional	Not installable	Optional	Not installable
Driver assistance	Electronics by Klaxon with certified software according to IEC62304	Standard	Standard	Standard	Standard	Standard	Standard	Standard
	Maximum speed in accordance with the law *(4)	20Km/h - 12,4Mmp	20Km/h - 12,4Mmp	20Km/h - 12,4Mmp	20Km/h - 12,4Mmp	20Km/h - 12,4Mmp	20Km/h - 12,4Mmp	20Km/h - 12,4Mmp
	5 speed levels selectable via the push-button panel	Standard	Standard	Standard	Standard	Standard	Standard	Standard
	Reverse gear with speed customizable from the Display	Standard	Standard	Standard	Standard	Standard	Standard	Standard
	Adjustable acceleration from the display	Standard/10 levels	Standard/10 levels	Standard/10 levels	Standard/10 levels	Standard/10 levels	Standard/10 levels	Standard/10 levels
	ISC (Intelligent Speed Control)	Standard	Unavailable	Standard	Standard	Standard	Standard	Standard
	EBS (Electronic Brake System) can be activated via brake levers & buttons	Standard	Unavailable	Standard	Standard	Standard	Standard	Standard
	MDC (Motion Direct Control)	Standard	Unavailable	Standard	Standard	Standard	Standard	Standard
	HCC (Hill Holder control) Hill start assist and automatic parking.	Optional	Unavailable	Optional	Optional	Optional	Optional	Optional
	Electronic brake with regeneration	Standard	Unavailable	Standard	Standard	Standard	Standard	Standard
	Electronic braking intensity adjustable from the display	ON/OFF + 9 levels	Unavailable	ON/OFF + 9 levels	ON/OFF + 9 levels	ON/OFF + 9 levels	ON/OFF + 9 levels	ON/OFF + 9 levels
	Automatic electronic brake when the accelerator is released	ON/OFF + 9 levels	Unavailable	ON/OFF + 9 levels	ON/OFF + 9 levels	ON/OFF + 9 levels	ON/OFF + 9 levels	ON/OFF + 9 levels
Various	High visibility color LCD display	Standard	Standard	Standard	Standard	Standard	Standard	Standard
	USB socket for Smartphone charging positioned on the push-button panel	Standard	Standard	Standard	Standard	Standard	Standard	Standard
	Automatic headlight switching on with night/day function. (Light optional)	Standard/can be switched off	Standard/can be switched off	Standard/can be switched off	Standard/can be switched off	Standard/can be switched off	Standard/can be switched off	Standard/can be switched off
	Reversing activation warning sound	Standard/can be switched off	Standard/can be switched off	Standard/can be switched off	Standard/can be switched off	Standard/can be switched off	Standard/can be switched off	Standard/can be switched off
	Battery Size Management. Can be set from the display according to the battery used.	Standard	Standard	Standard	Standard	Standard	Standard	Standard
	Attachment to the wheelchair with assisted lifting	Standard	Standard	Standard	Standard	Standard	Standard	Standard
	Self-adjusting, removable stand	Standard	Standard	Standard	Standard	Standard	Standard	Standard
	Steering hardness adjustment for anti-rotation when parked	Standard	Standard	Standard	Standard	Standard	Standard	Standard
	Certification approved by TÜV EN12184 - CE - FDA	Yes	Yes	Yes	Yes	Yes	Yes	Yes
	Medical device software certification according to IEC62304	Yes	Yes	Yes	Yes	Yes	Yes	Yes

*(1) The range depends on the type of battery installed. The indicated values refer to tests conducted on flat ground at a speed of 10 km/h with a user weight of 75 kg.

*(2) The Cross tyre is recommended only for off-road use.

*(3) The indicated weight refers to the Klick without the battery.

*(4) The indicated speed is the maximum speed of the device, but please check the legal limits in the country of use.

*(5) The wheel diameter in mm may vary depending on the installed tyre brand.