

LEVO Dealer:

Date:

Dealer reference / Client name:

LEVO AG
 Anglikerstrasse 20
 CH-5610 Wohlen
 Tel.: +41 56 618 44 11
 Fax: +41 56 618 44 10
 Office@levo.ch

Order number:

Standard configuration

60.001.6910

- Transport dimensions: width 64 cm, length 98 cm, height 50 cm (incl. footplate)
- M/M Wheelchair: manual driving, sitting and standing
- Seat plate and backrest upholstery
- Fold down backrest and angle adjustable
- One hand operated right or left with gas springs
- Standard colors: black, white, red, yellow, blue, wine red, basalt grey, white aluminum
- Two-piece flip-up footrest
- Legrest not removable
- Pneumatic rear wheels and pump
- Chest strap and knee support with wedge



Anthropometric Data



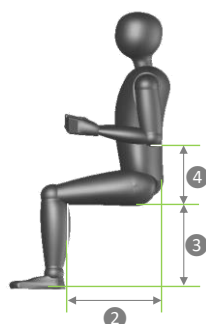
1 Hip width

Please check the correct box according to the measured hip width in a sitting position:

35 cm ☐ 48 cm

Seat width:

35 cm	<input type="checkbox"/>	Option
38 cm	<input type="checkbox"/>	Option
40 cm	<input type="checkbox"/>	Option
42 cm	<input type="checkbox"/>	Option
45 cm	<input type="checkbox"/>	Option
48 cm	<input type="checkbox"/>	60.004.6910



2 Upper leg length

There are two seat frame sizes available for the LAE: S - M and L - XL. The upper leg length determines which frame size and which armrest size to choose for the wheelchair.

Please fill in the measured upper leg length:

35 cm ☐ 62,2 cm

Example:

Upper leg length 35 cm
 - 6 cm
 Seat upholstery depth 29.0 cm

Seat upholstery depth:

S-M Frame	29.0 cm	<input type="checkbox"/>	Option
	31.2 cm	<input type="checkbox"/>	Option
	33.4 cm	<input type="checkbox"/>	Option
	35.6 cm	<input type="checkbox"/>	Option
	37.8 cm	<input type="checkbox"/>	Option
	40.0 cm	<input type="checkbox"/>	Option
L-XL Frame	43.0 cm	<input type="checkbox"/>	Option
	45.2 cm	<input type="checkbox"/>	Option
	47.4 cm	<input type="checkbox"/>	Option
	49.6 cm	<input type="checkbox"/>	Option
	51.8 cm	<input type="checkbox"/>	Option
	54.0 cm	<input type="checkbox"/>	Option

3 Lower leg length

The lower leg length determines the footrest position and the seat height (SH) of the wheelchair. The seat height determines the wheel size and with that the total height of the wheelchair.

Please fill in the measured lower leg length:

36 cm ☐ 56 cm

Please check the desired seat height and footrest position, under consideration of the seat cushion thickness.

Example:

Lower leg length 51 cm
 Seat cushion height - 3 cm
 Footrest position 48 cm

Footrest position:

SH48	*	36 cm	Option
		38 cm	Option
		40 cm	Option
		42 cm	Option
		44 cm	Option
SH51	*	46 cm	Option
		48 cm	Option
		50 cm	Option
		52 cm	Option
		SH54	*
38 cm	Option		
40 cm	Option		
42 cm	Option		
44 cm	Option		
SH57	*	46 cm	Option
		48 cm	Option
		50 cm	Option
		52 cm	Option

Now you may choose between seat height (SH) 51, 54 or 57 cm

* Only possible with easy transfer footplate

Please measure the anthropometric data as shown. If possible, the user should be in a sitting position and wearing shoes.

Wheels and position

Floor to seat height in the front, measured without seat cushion

Rear wheel 22", castor 5" **48 cm**
Rear wheel 24", castor 5" **51 cm**
Rear wheel 24", castor 5" **54 cm**
Rear wheel 26", castor 6" **57 cm**

	Option
	Standard
	Option
	60.004.0010



User weight

The weight of the user determines the gas spring force. The maximum user weight is 120 kilograms. Please fill in the box.

For user weight 40 - 60 kg (88 - 132 lbs), standard for seat depth S
For user weight 60 - 80 kg (132 - 176 lbs), standard for seat depth M
For user weight 80 - 100 kg (176 - 220 lbs), standard for seat depth L
For user weight 100 - 120 kg (220 - 264 lbs), standard for seat depth XL

400 N
500 N
600 N
700 N

	Option
	Option
	Option
	Option

Frame color

Black
White
Red
Yellow
Blue
Wine red
Basalt grey
White Aluminum

RAL 9017
RAL 9016
RAL 3020
RAL 1018
RAL 5002
RAL 3005
RAL 7012
RAL 9006

	Standard
	Option
	Option
	Option
	Option
	Option
	Option
	Option



Blue metallic
Red metallic
Silver metallic

RAL 5000-M
RAL 3002-M
RAL 9007

	60.008.0020
	60.008.0020
	60.008.0020

Orange reflex
Lemon reflex
Silber reflex

RAL 2011-R
RAL 6018-R
RAL 9007-R

	60.008.0030
	60.008.0030
	60.008.0030

Other RAL color

RAL:

	60.008.0010
--	-------------

Stand-up operation

Levo recommends Right and Left Side operated

Right
Left

	Standard
	Option



Armrest color

Black
Other armrest colors on request

	Standard
--	----------



Backrest

Standard sling backrest height

31 cm
33 cm
35 cm
37 cm
39 cm
41 cm

	Standard
	Option
	Option
	Option
	Option
	Option



V-Trak Axxis reduced height backrest, height 31 cm
V-Trak Axxis low backrest, height 40 cm
V-Trak Axxis high backrest, height 61 cm

	60.009.0070
	60.009.0050
	60.009.0060

Without backrest, be aware net price is lower after discount

	60.109.6810
--	-------------

Backrest options

Backrest extension 15 cm, for standard backrest

Seat width ► Height ▼	35	38	40	42	45	48
15 cm	32.064.1735	32.064.1738	32.064.1740	32.064.1742	32.064.1745	32.065.1748

Backrest angle

85°
90°
95°

	Option
	Standard
	Option



Seat cushion with memory foam depending on the seat depth and seat width



Seat width ► Seat depth ▼	35	38	40	42	45	48
S	30.100.3740	30.100.3770	30.100.3780	30.100.3790	30.100.3800	30.100.3802
M	30.100.3822	30.100.3820	30.100.3830	30.100.3840	30.100.3850	30.100.3855
L	30.100.3857	30.100.3860	30.100.3870	30.100.3880	30.100.3890	30.100.3900
XL	30.100.3907	30.100.3910	30.100.3920	30.100.3930	30.100.3940	30.100.3950

Additional seat cushion cover

Seat width ► Seat depth ▼	35	38	40	42	45	48
S	30.100.3741	30.100.3771	30.100.3781	30.100.3791	30.100.3801	30.100.3804
M	30.100.3823	30.100.3821	30.100.3831	30.100.3841	30.100.3851	30.100.3854
L	30.100.3858	30.100.3861	30.100.3871	30.100.3881	30.100.3891	30.100.3901
XL	30.100.3908	30.100.3911	30.100.3921	30.100.3931	30.100.3941	30.100.3951

Urin proof seat cushion cover

Seat width ► Seat depth ▼	35	38	40	42	45	48
S	30.100.3743	on request	on request	on request	on request	on request
M	30.100.3824	30.100.3864	on request	on request	on request	on request
L	on request	30.100.3863	30.100.3873	on request	30.100.3892	on request
XL	on request	on request	on request	on request	on request	on request

Headrest



- ① V-Trak headrest standard, *only in combination with V-Trak Axxis backrest*
 ② V-Trak headrest winged, *only in combination with V-Trak Axxis backrest*
 Track extension for V-Trak head support, for V-Trak 60 and 80 cm

	02.067.116
	02.067.117
	02.009.0028

Lateral supports and hardware



V-Trak lateral support, pad and cover

Medium **Right**
Medium **Left**

	32.068.0030
	32.068.0040

V-Trak lateral support, pad and cover

Large **Right**
Large **Left**

	32.068.0010
	32.068.0020

Knee support



Standard knee support

	Standard	●
--	----------	---

- ① Rectangular knee wedge

50x100
60x100
80x100
50x150
80x150

	Option
	Option
	Option
	Option
	Option

- ② Conical knee wedge, *gives more support, in particular with spasticity*

50-100x100
90-140x100
130-180x100

	60.011.0020
	60.011.0020
	60.011.0020

- ③ Sports knee support

	60.011.0050
--	-------------

- ④ Rigid knee support

Size S (10 - 12 cm)
Size M (14 - 16 cm)

	60.011.0060
	60.011.0060

Footrest




Two-piece flip-up footrest

	Standard	●
--	----------	---

- ① One piece footrest, fixed

	Option
--	--------

Footrest



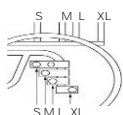
- ② One piece footrest, flip-up backwards,
not in combination with footrest height adapter
- ③ Footrest height adapter, *for users with short lower leg length, set*
- | | |
|--|-------------|
| For seat width 35, smallest position 26 cm* | 60.003.0085 |
| For seat width 38, 45 and 48 cm, smallest position 30 cm** | 60.003.0070 |
| For seat width 40 and 42 cm, smallest position 30 cm*** | 60.003.0080 |
- *Only with Kid/Jr adapter and Kid/Jr footplate 30 cm*
***Footrest will be 3 cm narrower than the seat width*
****Footrest will be 2 cm narrower than the seat width*
- ④ Easy transfer foot plate, *foot plate is closer to the floor which makes transfers easier*
- | | |
|-------|-------------|
| 20 cm | 60.003.0120 |
| 26 cm | 60.003.0130 |
- Legrest removable for transport
- | |
|-------------|
| 60.003.0060 |
|-------------|
- Non-slip footrest surface
- | |
|-------------|
| 60.003.0040 |
|-------------|

Foot plate angle

Foot plate is adjustable in all three angles.

80°	Option
90°	Standard
100°	Option


Rear wheel position



Select the appropriate setting for the rear wheels. The shorter the wheelbase is, the more active the wheelchair becomes and the risk of tipping over gets larger. Anti-tip aids are recommended in that case. Normally the wheels are positioned according to the frame size.

S	Option
M	Option
L	Option
XL	Option

Wheel options



- Rear wheels with airless tires
- | |
|-------------|
| 60.002.0010 |
|-------------|
- Rear wheels with black marathon plus tires, *in combination with air tires*
- | |
|-------------|
| 60.002.0090 |
|-------------|
- ① Spinergy wheels
Not available in combination with drum brakes or one arm drive
- | | |
|-------|-------------|
| Red | 60.002.0015 |
| Black | 60.002.0015 |
| White | 60.002.0015 |
- ② Camber, *not in combination with drum brakes or one arm drive*
- | | |
|----|-------------|
| 3° | 60.002.0080 |
| 6° | 60.002.0080 |
- ③ Steel hand rim
- | | |
|------|-------------|
| Pair | 60.002.0070 |
|------|-------------|
- ④ Maxgrepp original hand ring, with rubber cover
- | |
|-------------|
| 60.002.0060 |
|-------------|
- ⑤ Maxgrepp Ergo Para CP hand ring
- | |
|-------------|
| 60.002.0050 |
|-------------|
- ⑦ One arm drive, *only in combination with standard wheels*
- | |
|-------------|
| 60.002.0030 |
|-------------|

Accessories



- ① Table tray, *is delivered with LCEV backrest*
- | 35 | 38 | 40 | 42 | 45 | 48 |
|-------------|-------------|-------------|-------------|-------------|-------------|
| 32.069.0235 | 32.069.0238 | 32.069.0240 | 32.069.0242 | 32.069.0245 | 32.069.0248 |
- ② Push handles standard
- | | |
|------|-------------|
| Pair | 60.013.0010 |
|------|-------------|
- ③ Push handles 7 cm extended
- | | |
|------|-------------|
| Pair | 60.013.0020 |
|------|-------------|
- ④ Push handles quick release height adjustable, *is delivered with LCEV backrest*
- | | |
|------|-------------|
| Pair | 60.013.0030 |
|------|-------------|
- ⑤ Anti-tip rolls
- | S - M | L | XL 54 | XL 57 |
|-----------|-----------|-----------|-----------|
| 32.069.68 | 32.069.69 | 32.069.70 | 32.069.71 |
- Please select the size which corresponds with the seat height and frame size chosen on page 1*
- ⑥ Anti-tip / tip aid combination, swing away
- | | |
|-------|-------------|
| Right | 32.070.0162 |
| Left | 32.070.0162 |
- XL-Adapter, *needed for rear wheel position XL*
- | | |
|-------|-------------|
| Right | 32.070.0165 |
| Left | 32.070.0166 |
- ⑦ Tip aid
- | | |
|-------|-----------|
| Right | 32.069.72 |
| Left | 32.069.72 |

Accessories



⑧ Spoke guard transparent

22"	24"	26"
02.066.1014	02.066.1015	02.066.1017

Other spoke guards on request

Pair

⑨ Foot guide

Small	Right		32.069.95
Small	Left		32.069.96
Large	Right		32.070.0040
Large	Left		32.070.0041

⑩ Brake lever extension (6 cm)

Right		30.100.5030
Left		30.100.5030

⑪ Frame reinforcement kit, *needed when e-fix or similar systems are mounted. Only in combination with anti-tip swing away, not with anti-tip rolls or tip aid.*

Vehicle tie-down kit, *fixed attachment points for chair transport. Frame reinforcement kit is included*

35	38	40	42	45	48
32.070.0501	32.070.0502	32.070.0503	32.070.0503	32.070.0504	32.070.0505

⑫ Seat depth and footrest quick adjustment kit, *10 clamps with bolt, 4 screws*

	60.004.0020
--	-------------

⑬ Knee support height adapter, standard
Knee support height adapter, for Sports Knee Support
For users with long lower leg lengths, knee holder gets closer to the joint.

Pair		2 x 32.069.0110
Pair		2 x 32.069.0120

Remarks